



1988



IT'S NOT JUST THE NAME OF THE COMPANY,
IT'S THE NAME OF A FAMILY.



"A Warm Welcome"

That's how W. C. Coleman greeted shopkeepers in the early 1900s when he showed them his remarkable lantern.

Through its usefulness, granddad's invention became known worldwide. It accompanied Admiral Byrd to the Antarctic... illuminated landing strips in the Andes... and lighted the field for the first night football game.

Americans took the lantern and campstove on their trek to

the great outdoors, camping and fishing. The products proved dependable and durable.

Dad and I continued the "quality first" philosophy as we expanded into a wide line of outdoor products for today's lifestyles. In fact, we *always* stress quality - with our fine design engineers and our great people in the factory.

You've been saying, "If it has the Coleman name on it, I know it's good." So we work hard to earn your trust every day.

Test us. Ask your Coleman dealer to stand on a cooler or drop a jug to test its toughness... light an appliance to see how fast it responds...

compare warranties... and see for yourself how we measure up.

Thanks for years of loyalty. I'm pleased to send you our latest catalog of useful products. From our powerful gas lanterns to our electronic ignition stoves, lanterns, and heaters. From fashionable soft-sided coolers to tough RAM-X™ fishing boats.

Welcome to the 1988 world of outdoor fun!

Sheldon C. Coleman

Sheldon C. Coleman
President &
Chief Operating Officer

Contents

4-13 *Coolers & Jugs*

New square, dripless Beverage Coolers in 3-, 5-, and 10-gallon sizes will be top performers – from construction sites to the country club. Like all our PolyLite®, SteelBelted®, and Soft-Side products, they're heavily insulated for superb cold-keeping power.

14-15 *Electric Sport Lights*

Sleek, sturdy Metal Flashlights with krypton bulbs, and Halogen Spotlights, with the ultimate in candlepower.

16-25 *Lanterns, Stoves, Heaters, Fuels, Cookware*

From the Coleman Powerhouse® Double-Mantle Gas Lantern to propane appliances that snap on without matches or flints. And don't miss the handsome blue porcelain Enamelware and Stainless Steel Cutlery on page 22.

26-29 *RAM-X® Canoes & Fishing Boats*

The Coleman Gold Medalist® 16-footer goes river tripping or riding rapids, while our new Pro Bass Boat sneaks up on hungry fish.

30-37 *Inflatables: Boats, Air Mattresses, Water Sports*

Heavy-gauge inflatables for floating and tanning... for riding the waves behind a speedboat... for exhilarating river tubing.

38-41 *Life Jackets (PFDs)*

Styles for infants, youth, skiers, canoeists. And many excellent fishing vests.

42-47 *Sleeping Bags*

More than 40. From fashionable slumber bags to mummies and tapers for way-below-zero nights. All machine washable.

48-55 *Tents*

New Geodome™ 4-season tents deflect the wind, reflect the sun's rays, and repel rain. Others include family-size cabin tents with separate rooms... dining shelters... and screenhouses.

56 *Inflators*

High-pressure Inflate-All® models from 125 psi to 200 psi for car and bicycle tires.

57-59 *Outdoor Accessories*

Notice the butane appliance lighter and quality hand tools among these Coleman accessories.



Beverage Coolers

Square. Dripless. And cool characters.

Our new square beverage coolers with instant shutoff faucets are sure to become top performers in many settings – from construction sites to the country club.

Their talents are varied. For example, their square shape accommodates block ice easier than a round shape. And, being strong and flat-lidded, the coolers can work as extra seats when needed.

Now let's talk *basic* features ... the kind you'll appreciate every day. These are all standard on each of our new industrial and recreational beverage coolers.

- Polyethylene case and thick polyurethane insulation provide superior strength and cold-keeping power.



- Lids on 5- and 10-gallon coolers fasten securely with a positive latch, then detach for easy cleaning. A gasket seals lid tightly to prevent spills and keeps beverages clean.
- Hand grip on the bottom is an aid in emptying.
- Gallon and liter markings on liner.
- Recess in liner for more complete drainage.
- Recessed handles on the 5- and 10-gallon sizes, as well as the cooler's square shape, make storing easy.
- Mounting bracket and cup dispenser available.
- Each beverage cooler comes with a 6-year warranty.



Improved faucet design:
faster flow rate and instant
shut off without dripping.

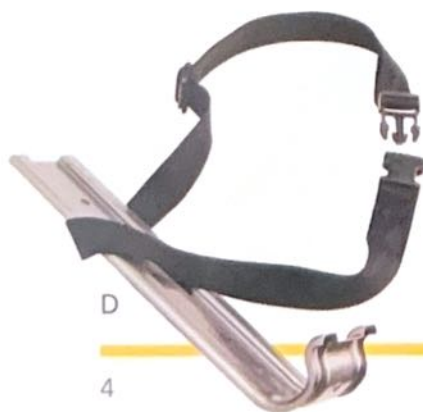
Industrial models:
*protection against
the sun's effects*

Cool water for parched
throats ... now!

Nothing else brings
such immediate relief to
your work crew on scorching
days at the job site.

And these new Coleman coolers are built to keep the drinks refreshing all day. With their bright colors, they are easily visible at the job site, and are ideal for construction, oilfield, and utility maintenance sites, as well as factory locations.

Our industrial coolers have polyurethane-insulated lids to keep the heat out and the cool in, as well as ultraviolet light inhibitors for extra protection against sunlight. All sizes meet O.S.H.A. requirements.



A. 3-Gallon Industrial Beverage Cooler.

With lid-locking handle. 12 $\frac{5}{8}$ " x 12 $\frac{1}{8}$ " x 15 $\frac{1}{16}$ ". Weight: 6 lb. Color: burnt orange. (5603-704)

B. 5-Gallon Industrial Beverage Cooler.

With recessed handles. 13" x 13" x 17 $\frac{1}{2}$ ". Weight: 8 lb. Color: burnt orange. (5605-704)

C. 10-Gallon Industrial Cooler.

With recessed handles. 15 $\frac{7}{8}$ " x 15 $\frac{7}{8}$ " x 21 $\frac{3}{8}$ ". Weight: 12 lb. Color: burnt orange. (5610-704)

D. Mounting Bracket.

Inexpensive accessory hanging bracket easily attaches a cooler to vehicles or any vertical surface at construction sites. (5600-550)

E. Cup Dispenser.

Fits 4-oz. size cups. (5600-504)

Fits 7-oz. cups. (5600-507)

Cups. 4-oz. (5600-104)

7-oz. (5600-107)

Recreational Coolers:
real party-goers

They go camping and to catered affairs.

After all, they're superb cold-keepers... look very presentable at indoor and outdoor events... and behave nicely, too — no faucet dripping!

These new blue recreational beverage coolers keep drinks refreshing for hours, even on hottest days.

You'll appreciate how the square shape accommodates block ice. And how the remarkable faucet that dispenses fluids fast also shuts off fast.



For easy cleaning, the lid detaches from the case. In use, it latches securely to prevent possible loss. The smooth, stain-resistant liner washes easily, even with dried-on lemonade.

A. 3-Gallon Beverage Cooler.

With lid-locking handle. 12 $\frac{5}{8}$ " x 12 $\frac{1}{8}$ " x 15 $\frac{1}{16}$ ". Weight: 6 lb. Color: blue. (5653-706)

B. 5-Gallon Beverage Cooler.

With recessed handles. 13" x 13" x 17 $\frac{1}{2}$ ". Weight: 8 lb. Color: blue. (5655-706)

C. 10-Gallon Beverage Cooler.

With recessed handles. 15 $\frac{7}{8}$ " x 15 $\frac{7}{8}$ " x 21 $\frac{3}{8}$ ". Weight: 12 lb. Color: blue. (5660-706)

Water Carrier:
versatile around home, yard, camp

There's a new look to the oldtime utility can. New performance capabilities, too.

Our water carrier's polyethylene case is scratch and impact resistant — almost indestructible. Its molded handle is comfortable to grip. The fast-flow spigot stores on the neck of the jug when not in use. Non-insulated.

F. 5-Gallon Water Carrier.

10 $\frac{1}{4}$ " x 10 $\frac{1}{2}$ " x 14 $\frac{1}{4}$ ". Weight: 2 lb. Color: blue. A 6-year warranty. (5620-706)





PolyLite® Jugs

Attractive, lightweight, care-free. No wonder you'll grab a PolyLite jug and go places. You'll be toting America's Number One choice in thermal jugs.

Styling surely makes them popular. With new fashion colors and clean, trim design, they fit into almost any activity – from the ballpark and beach barbecues to the office.

Their case is the toughest material you can find in beverage jugs. So they survive getting knocked about in car trunks, swinging from bicycle handlebars, or soaked with salt spray on a boat deck.

Their wide mouth makes them easy to load up fast with ice... and clean up easily when you're back home, even when fruit drinks have dried on.

Most importantly, Coleman packs in the urethane insulation to keep beverages frosty for a long, long time.



Features

- Case is high-density polyethylene; virtually indestructible.
- Foamed-in-place urethane insulation gives added strength.
- Textured exterior resists chips, dents, and scratches.
- Liner is stain and odor resistant; easy to clean.
- Screw-on wide-mouth cap for easy loading, cleaning.
- Sturdy molded handle for easy carrying.
- Comes with 6-year warranty.

Pour accurately – or sip right from the jug – with this flip spout on the lid. A Coleman innovation, now standard on all PolyLite jugs.



Instant on. Instant off. And no drips! With our new faucet you can start the flow... or stop it... instantly. Flip spout doubles as a vent when dispensing with the faucet.



A. 2-Liter PolyLite Jug.

Goes anywhere you get thirsty. Lightweight, personal size, with a built-in flip spout on the lid for easy pouring. Wide-mouth design makes it simple to load up with ice, and to wash up at the end of the day. 10½" high, 5¼" dia. Weight: 1 lb. Color choices: burgundy, blue, green. (5590A)

1-Gallon PolyLite Jug.

(Not shown.) (3.8 liters) Same quality features as the 2-liter model, but holds twice as much beverage. 11¾" high, 7" dia. Weight: 1.8 lb. Color choices: burgundy, blue, green. (5596A)

B. 1-Gallon PolyLite Jug with faucet.

(3.8 liters). Comes with both no-drip faucet and convenient flip spout. 11¾" high, 7" dia. Weight: 1.8 lb. Color choices: burgundy, blue, green. (5591A)

C. 2-Gallon PolyLite Jug with faucet.

(7.6 liters). A popular thirst-quencher. Easy-to-pour flip spout and no-drip faucet. 12¾" high, 9" dia. Weight: 3 lb. Color choices: burgundy, blue, green. (5592A)



Personal Coolers

From job sites to outdoor concerts and games, these personal-size coolers appear anywhere refreshments are part of the scene.

Here are just a few reasons why:

The 8, 16, and 24-quart models have the same superb cold-keeping power of our larger insulated coolers.

Also, like their big brothers in the Coleman lineup, *they're built tough* and insulated with foamed-in-place polyurethane – best insulation anywhere. Their cases are made of the same high-impact polyethylene for strength, with textured exterior for extra resistance to chips and scratches.

Each personal-size cooler has a lid-locking handle. You'll appreciate how it locks the lid when the handle is straight up for carrying, or down on the side.

Your active family will surely want two or three. Go ahead, get a matching set!

A. Personal 8 Cooler.

Holds 2 gallons (7.6 liters) or 10 12-oz. cans. 12¼" × 9½" × 9¾". Weight: 3.5 lb. Color choices: burgundy, blue, green. (5272A)

B. Personal 16 Cooler.

Holds 4 gallons (15.2 liters) or 20 12-oz. cans. Quart and 2-liter bottles can stand upright. 15½" × 10¾" × 13⅞". Weight: 6 lb. Color choices: burgundy, blue, green. (5274A)

C. Personal 24 Cooler.

Holds 6 gallons (22.8 liters) or 32 12-oz. cans. All-plastic drain resists corrosion. Food tray keeps food high and dry. 17¼" × 12⅝" × 15". Weight: 8 lb. Color choices: burgundy, blue, green. (5276A)



Soft-Side Coolers: fun to "wear" and handsome

Coleman soft-sides look more like stylish accessories

than coolers. And they're fun to carry – like luggage or over your shoulder while you keep hands free.

Urethane insulation on all sides hugs in the cold, so food

and beverages stay frosty. These cold-keeping capabilities work with ice or freezable ice packs.

The vinyl liner is heat-sealed to prevent leaks, and the heavy-duty nylon cover is water repellent.

A comfortable strap adjusts for over-the-shoulder or hand-carrying.

D. Compact Soft-Side Cooler.

Holds 10 12-oz. cans. Top-loading main compartment plus an outer compartment/pocket for quick access to smaller items. 12½" × 6" × 9¼". Weight: 0.9 lb. Color choices: beige, burgundy, light blue, teal. (5237B)



E. Large Soft-Side Cooler.
Holds 20 12-oz. cans. Top-loading main compartment plus an outer compartment/pocket for quick access to smaller items. 13 $\frac{1}{4}$ " x 5 $\frac{3}{4}$ " x 15 $\frac{3}{4}$ ". Weight: 1.5 lb. Color choices: beige, burgundy, light blue, teal. (5238B)

Ice Substitutes:
reusable, with no watery mess

Convenient, and less expensive than packaged ice. Chillers™ also contain only non-toxic ingredients suitable for use with food contact.

They're the perfect addition to any cooler or jug. They stay ever ready, in the freezer until needed. And can be used again and again.

Available in 4 sizes, including a 6-pack.

F. Chiller 10.
With 10-oz. capacity.
5" x 3 $\frac{1}{4}$ " x 1 $\frac{3}{4}$ ".
(5200-710)

G. Chiller 20.
With 20-oz. capacity.
7 $\frac{1}{2}$ " x 4" x 1 $\frac{3}{4}$ ".
(5200-720)

H. Chiller 40.
With 40-oz. capacity.
7 $\frac{1}{4}$ " x 8" x 1 $\frac{3}{4}$ ".
(5200-740)

I. Chiller 6-Pak.
Designed for maximum cooling efficiency and good use of space. 4 $\frac{1}{2}$ " x 8 $\frac{3}{4}$ " x 2".
(5200-706)




PolyLite® Coolers

Whatever the gathering – a hot tennis match on a hot day, or “treating” Mary Sue’s softball team – a PolyLite cooler full of refreshments rates cheers.

Families often start with a 48-qt., America’s most popular size, and a 34-qt. cooler. Before long, they want a 68-qt. for larger crowds or longer campouts. Teams and clubs like the special 100-qt., so they don’t run out of thirst quenchers.

Here are some of the reasons our PolyLite coolers go *anyplace* outdoor-sized appetites are waiting.

- Virtually indestructible case. Made of high-density polyethylene, with textured exterior that resists scratches and won’t rust or corrode.
- Best insulation. Polyurethane for excellent cold-keeping... foamed-in-place for additional strength.
- Easy to clean. The leakproof, one-piece polyethylene interior resists stains and odors; washes easily.



- Fashionable new colors: burgundy, blue, green.
- Fast-flow drain. It’s all plastic, simple to use, rustproof, and leakproof. On Models 5284, 5248, 5294, 5296, and 5299.
- Recessed latch. Seals lid; opens with one finger. On Models 5296, 5294, and 5299.
- Each model backed with a 6-year warranty.

A. 28-Qt. PolyLite Cooler. (26 liters). A perfect picnicker! Has molded handles, and a reversible lid that doubles as a food tray. 20 $\frac{3}{4}$ " \times 10 $\frac{1}{2}$ " \times 13 $\frac{3}{4}$ ". Weight: 6.5 lb. Color choices: burgundy, blue, green. (5277)

B. 34-Qt. PolyLite Cooler. (32 liters). Has molded recessed handles, and a lid that reverses to double as a food tray. 22 $\frac{1}{2}$ " \times 13" \times 12 $\frac{1}{2}$ ". Weight: 8.25 lb. Color choices: burgundy, blue, green. (5281A)

C. 40-Qt. PolyLite Cooler. (38 liters). Removable high-rise lid. 2-way handles. Deep-dish tray keeps food high and dry. Leakproof drain. 22" \times 13 $\frac{1}{8}$ " \times 14 $\frac{9}{16}$ ". Weight: 10 lb. Color choices: burgundy, blue, green. (5284B)





D. 48-Qt. PolyLite Cooler. (45 liters). Plenty of room for 2-liter bottles to stand upright. 2-way handles, hinged lid, food tray, and leakproof drain. 25½" × 13⅞" × 14¾". Weight: 10.25 lb. Color choices: burgundy, blue, green. (5248A)

Deluxe Models

E. 68-Qt. PolyLite Cooler. (64 liters). Hinged, insulated lid with recessed latch that seals tightly. 2-way handles support a heavy load. Food tray, leakproof drain. 29⅞" × 15⅜" × 16". Weight: 16 lb. Color choices: burgundy, blue, green. (5294B)

F. 54-Qt. PolyLite Cooler. (51 liters). It's all here: a hinged, insulated lid with recessed latch that seals tightly and opens with one finger; a removable deep-dish food tray; 2-way handles; and leakproof drain. 25½" × 13⅞" × 16⅜". Weight: 12 lb. Color choices: burgundy, blue, green. (5296)



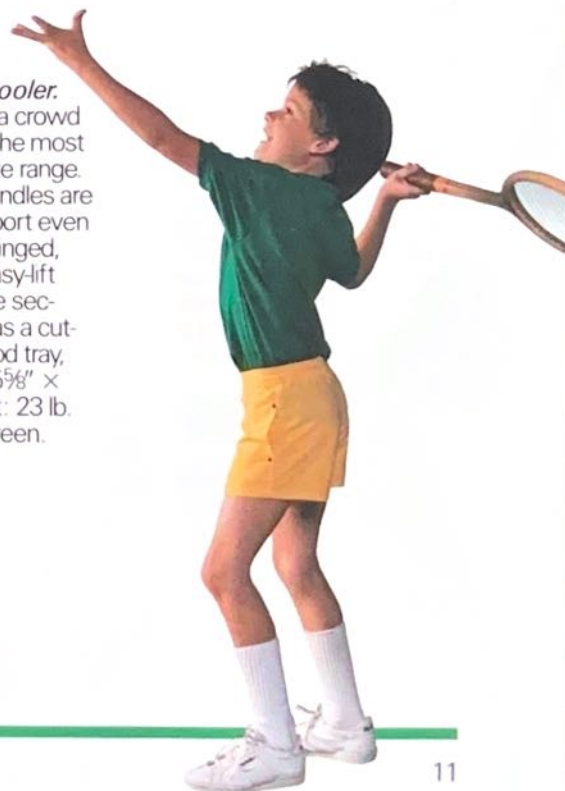
PolyLite Cooler Features
Deep dish tray keeps food dry and accessible. Made of impact-resistant styrene, it's standard on Models 5284, 5248, 5294, 5296, and 5299.

2-Way handles swing out or lift up for tight spots. They're comfortable to grab, and strong enough to support cooler loads up to 350 pounds.

Sectional divider serves as a cutting board or shelf on the big 100-qt. cooler.

H. Cooler Tie Down Kit. Holds cooler firmly in place. Use with any size cooler. (5988-701)

G. 100-Qt. PolyLite Cooler. (95 liters). Load up for a crowd or a lengthy stay with the most popular cooler in its size range. Comfortable 2-way handles are sturdy enough to support even 350-lb. cooler loads. Hinged, insulated lid, and an easy-lift recessed latch. Unique sectional divider doubles as a cutting board or shelf. Food tray, and leakproof drain. 35⅝" × 16⅜" × 16⅞". Weight: 23 lb. Color choices: blue, green. (5299)



SteelBelted® Coolers & Jugs

The original Coleman thermal products – where we first built our reputation for quality – were metal coolers and jugs. For more than three decades they've set the standards for cold-keeping and durability.

Our SteelBelted models continue that tradition. They're still the best money can buy, and backed by a 6-year warranty. Offered in sizes to accommodate your fishing foursome, family reunion, or company picnic.

And strong? They'll take wet weather and resist rusting... take rough hauling and resist scraping and scratching.

Choose your favorites now.

SteelBelted Jugs: tough go-getters

Here are handy totes with the strength, cold-keeping power, and gleaming finish of our SteelBelted coolers. They're built with the same steel case, and the same scuff-resistant base. Plus: urethane insulation, foamed-in-place for strength and cold retention; and an instant-on/instant-off faucet – no drips.

The one-piece molded liner is stain and odor resistant; easy to clean.



A. 2-Gal. SteelBelted Jug. (7.6 liters). Features no-drip faucet and separate drinking cup. 13" high, 10" dia. Weight: 4 lb. Color choices: burgundy, blue, platinum. (5502D)

B. 1-Gal. SteelBelted Jug. (3.8 liters). No-drip faucet and separate drinking cup. 9" high, 10" dia. Weight: 2.5 lb. Color choices: burgundy, blue, platinum. (5501D)

Classic Coolers: now style conscious

Neat, crisp lines and new shades of blue, burgundy, and platinum create a very attractive, modern look in this year's collection of metal coolers. Electrostatically applied, metal-flake enamel finish is baked on for a sharp, long-lasting appearance.

Here are other most-wanted (and most appreciated) features:

- **Durability** Naturally, they're scuff resistant. And the high-impact plastic bottoms with steel reinforcements ward off the bumps and knocks of hard use. Each cooler also is built with a zinc-coated welded-steel belt for toughness and rust resistance.



- **Cold-keeping power.** We use polyurethane – the finest cooler insulation – and foam it in place for strength and excellent cold-retention capabilities. Even lids are insulated and strengthened this way.
- **Easy-to-clean liner.** The leak-proof, one-piece polyethylene interior, virtually unbreakable, resists stains and odors, and washes easily.
- **Fast-flow drain.** The plastic drain is simple to use, rust-proof, and leakproof.



C. 80-Qt. SteelBelted Cooler. (76 liters). Contains a tub that holds 25-lb. blocks of ice. Food tray makes organizing refreshments easy. Features hinged lid, latch, 2-way handles, and drain. Holds 2-liter bottles upright. 29½" x 17" x 15½". Weight: 22 lb. Color choices: burgundy, blue, platinum. (5256D)

D. 54-Qt. SteelBelted Cooler. (51 liters). Stores 2-liter bottles upright. Features hinged lid, latch, 2-way handles, tray, and drain. 24" x 15" x 15½". Weight: 15 lb. Color choices: burgundy, blue, platinum. (5255D)



E. 40-Qt. SteelBelted Cooler. (38 liters). Fits into small-car trunks. Features hinged lid, latch, 2-way handles, tray, and drain. 24" x 15" x 12½". Weight: 13 lb. Color choices: burgundy, blue, platinum. (5254D)

F. Cool-A-Tray™.

Versatile – use as a tray or ice substitute or both. It's easy to fill and freeze for extra cooling power. Fits SteelBelted coolers 5254 and 5255, and Poly-Lite coolers 5281, 5284, 5248, and 5296. (5200-550)

2-Way handles swing out or lift up straight in tight places. They're comfortable, and strong enough to support cooler loads up to 350 lbs.



Electric Sport Lights

You'll be glad Coleman stays in the forefront of outdoor lighting. Now there are powerful halogen spots with a high-tech look, sport lights, a floater, and handsome flashlights. Pack one or more in your RV, boat, backpack, or purse – for emergencies, or to stretch your fun at night.

Halogen spots: maximum light...distance

Powerful! An intense tight beam surrounded by a halo of useful light illuminates objects miles away. It penetrates fog and smoke, and is many times more powerful than a car headlight operating on high beam.

These halogen spotlights get their extraordinary power from specially designed halogen bulbs and computer-designed reflectors.

Tough polycarbonate cases have pistol grip handles "human-engineered" for comfort. Spots work from a 12-volt cigarette lighter socket in car, boat, or RV, and come with 10' coil

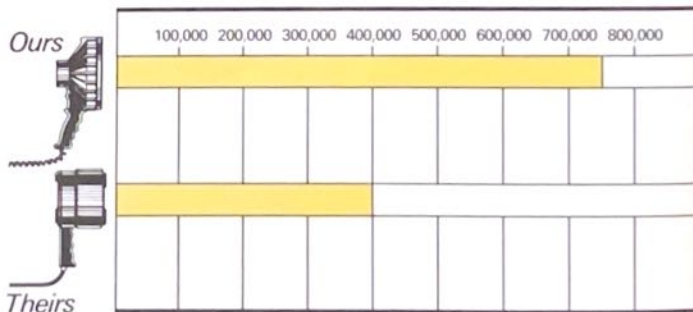
cords, wrist lanyards, and lens caps. Replaceable bulbs last 120+ hours. Accessories: battery clips, various colored filters, and universal mounting brackets.

A. 7" Halogen Spotlight.
750,000 candlepower! 12⁷/₈" × 8¹/₄" × 5¹/₂". Weight: 2.75 lb.
(5362-718)

5" Halogen Spotlight.
400,000 candlepower. 11¹/₄" × 5¹/₄" × 6³/₄", and 2.1 lb.
Best value anywhere.
(5360-718)



Candlepower Comparison



Our Coleman 7" Halogen Spotlight delivers more candlepower than most other hand-held spots. For comparison, we rated it against the most popular offered by competi-


tors. But, as you can see, there's really no competition. Ours is almost twice as powerful as the most popular on the market.



**Sport lights:
versatile...tough**

Here are tough sport lights that operate from 4 "D" batteries. Comfort grip, even with gloved hands.

B. Dual Action Sport Light. It's a searchlight – with krypton bulb beaming 70% brighter than regular incandescents. It's also a wide-angle fluorescent light for working, reading, dressing, or late-night card games. (5351-718)



C. Floating Sport Light.

Watertight. If dropped overboard, it floats! One-piece unbreakable polyethylene case and O-rings seal super-tight. Even the rubber-booted switch is waterproof. This trim light fits your hand or can be rested on any of its sides. (5353-718)



**Metal flashlights:
watertight...indestructible**

Tired of flimsy, erratic flashlights? Then wrap your fingers around a Coleman metal flashlight and feel confidence return. There's some heft to it... plenty of style... and it's trouble free.

Made of high-grade machined and anodized aluminum, with twist switch, you can depend on it – probably forever! O-ring seals keep it watertight. All models have a krypton bulb, and all come with a spare.

More of our fine Coleman Collectibles.

D. 2AA Metal Flashlight with krypton bulb. Uses 2 "AA" batteries. 5 7/8" high. (5380-700)

E. 3D Metal Flashlight with krypton bulb. Uses 3 "D" batteries. (5383-700)

F. 2D Metal Flashlight with krypton bulb. Uses 2 "D" batteries. (5382-700)

G. 2C Metal Flashlight with krypton bulb. Uses 2 "C" batteries. (5381-700)

Lanterns

Everyone's grandpa, it seems, has a vintage Coleman lantern that "saved the day" (or night) on their favorite fishing and hunting trips. And it *still* lights a campsite or picnic table... *still* adds to outdoor fun anywhere... *still* glows dependably when electricity fails.

The Coleman lantern. A legend.

Now take a look at recent innovations. Lanterns neither you nor grandpa can resist. They're classic Coleman, all the way.

Propane lanterns: regulated pressure controls fuel

Coleman's exclusive regulator lets you enjoy the conven-

ience of clean, easy-to-handle propane fuel without pressure variance.

The pressure valve controls fuel flow, permitting infinite and precise light adjustment, bright to dim, down to 0°F. A convenience and a fuel savings.

The porcelainized ventilator won't rust or peel like painted vents.

Lanterns operate from disposable cylinder or bulk tank.

A. Electronic Ignition Two-Mantle Propane.

Matchless lighting. Starts instantly with turn of a knob... great for emergencies. Pressure regulated. Produces as much light as a 125W bulb. 16¼" high. (5154-700)

B. Two-Mantle Propane. (5152A700)

One-Mantle Propane. (5151A700)

Gas lanterns: adjustable from dim to dazzling

Coleman gas lanterns produce 40% to 80% more candlepower than propane models and five to six times more than butane. Yet operating costs are only one-third to one-fifth.

They are easy to operate. Just pump, light, and use the one-knob light control - like a dimmer switch - to adjust brightness. (A feature previously found only on regulated

propane lanterns.) They're dependable in a wide range of temperatures, from -20°F up to 100°F*.

Features include a porcelainized steel ventilator, heat-resistant globe, inner-coated steel fuel tank that seals with

a screw-on cap, and a finger pump providing air pressure for steady burning on Coleman® Fuel.

Durability is important, so we build Coleman gas lanterns to last. Our warranties are the best.



Just "snap on" our new electronic-ignition propane lantern for instant light. No matches, batteries, or flints needed. Designed and tested to light 100,000 times!

	290A700 Powerhouse	288A700 Gas	286A700 Gas	214A700 Kerosene	5154-700 Propane	5152A700 Propane	5151A700 Propane
Burn Time	Low 14 hrs. High 7 hrs.	Low 14 hrs. High 7 hrs.	Low 15 hrs. High 7½ hrs.	7 hrs.	Low 14 hrs. High 7 hrs.	Low 18 hrs. High 7 hrs.	Low 18 hrs. High 7 hrs.
Fuel Capacity	2.00 pt.	1.26 pt.	1.26 pt.	1.26 pt.	16.4 oz.	16.4 oz.	16.4 oz.
Candlepower	300	220	200	200	200	175	160
Cost/hour on "high"*	14¢	9¢	8.5¢	4.5¢	43¢	43¢	43¢
Warranty	5 years	3 years	3 years	1 year	3 years	1 year	1 year

*Based on Coleman® Fuel \$3.99/gal., kerosene \$2/gal., propane \$2.99/16.4-oz. cylinder



C. Powerhouse™ Double-Mantle.

Most powerful gas lantern available anywhere! A 300-candlepower floodlight that's economical as well as versatile. One-knob infinitely adjustable light control – from brilliant to medium to soft glow (as shown in photo below). Frameless design reduces rattle and globe breakage. 13 $\frac{7}{8}$ " high. (290A700)

D. Adjustable Two-Mantle.

Single control for lighting, dimming. Frameless design cuts rattling when carried. 12 $\frac{1}{4}$ " high. (288A700)

Adjustable One-Mantle.

Single control for lighting, dimming. Height: 12 $\frac{1}{4}$ ". (286A700)



Kerosene Lantern.

Single mantle. Operates similar to other Coleman lanterns, yet burns kerosene. 12 $\frac{1}{4}$ " high. (214A700)

E. Lantern Carry Case.

Made of polyethylene plastic – tough, lightweight, compact. Protects from dents, scratches, broken globes, and adds to mantle life. Sizes for all lanterns.

F. Twin Fluorescent.

Gives a bright 360° circle of light for tents, cabins, RVs, fishing, and emergencies. Operates on two 6-volt batteries or through a car's cigarette lighter socket. (Adaptor included.) Use both tubes, or only one to conserve power. 7" dia. × 15 $\frac{3}{8}$ " high. 1-year warranty. (5355-700)

Jr. Twin Fluorescent.

Uses 6 "D" batteries. Easy bulb/battery replacement. 5" dia. × 11" high. 1-year warranty. (5344-700)



G. Lantern Hanger.

Holds camp light securely without harming tree, post, or limb. Includes hanger and chain. (220A720)

Reflector.

Turns lantern into a "floodlight." (220A703)



Camp Stoves

Whether you're the cook or the hungriest camper in the chow line, you'll be glad you have a Coleman stove to rely



on, especially on windy days. The gas ports on our Band-A-Blu™ burners are placed on the sides, not on top, for wind-proofing. This also distributes heat more evenly, and keeps spills from clogging the ports.

Choose from efficient gas and propane models, some with electronic ignition for matchless lighting. Add an oven, griddle, or high stand for more versatility. Then fire-up the heat, and adjust to sizzle or simmer in a second.

Gas Stoves

- Copper-brazed steel fuel tank inner coated to resist rust.
- Stainless steel Band-A-Blu™ burners with horizontal gas ports for wind protection.

- Reliable "pump power."
- Self-cleaning generator tip for long generator life.
- Main control valve regulates flame; auxiliary valve for second burner.
- Grate is nickel-chrome plated steel rod, hinged for easy cleaning.
- Economical operation on reliable Coleman Fuel, even in temperatures down to -20°F.
- Warranty: from 3 to 5 years, depending on the model.

A. Sportster® II with carrying case.

Miniature single-burner stove for quick coffee or simple meals. Adjustable temperature control. Unbreakable carrying case. Size: 5 1/8" dia. x 5 3/8" high. Fuel capacity: 1.1 pt.

Approx. BTU input: 8,500.
Approx. burning time: 1 3/4 hr. (on high). (508-700)



B. Standard 2-Burner.

Light and easy to handle. Fully adjustable flame. Size folded: 18" x 11 1/2" x 4 7/8". Burners on 9 5/16" centers. Fuel capacity: 2.5 pt. Approx. BTU input: 18,700 total. Approx. burning time: 2 hr./both burners (on high). (425F499)



Propane Stoves

Pressure regulated for uniform burner performance – from below 0°F. to the hottest summer temperatures.

Each burner has 10,000 BTU input capacity, so you'll get plenty of heat for cooking with the non-stick griddle or with the Coleman portable oven.

Band-A-Blu™ burners light instantly, distribute heat evenly, and won't rust or burn out. Horizontal ports are windproof and almost "clogproof."

G. 2-Burner Standard Propane.

Fully regulated. Wind baffles protect flame, but don't get in the way of your cooking space. Cooktop lifts out for easy cleaning. Folded size: 21" x 12 1/4" x 3". Burners on 11" centers. Fuel capacity: use with 16.4-oz. or 14.1-oz. disposable bottles or bulk system. Approx. BTU input: 20,000 total. Approx. burning time: 1.1 to 4.5 hr., depending on setting. (5430-700)

H. Electronic Ignition 2-Burner Propane.

Lights without matches. All other stove features similar to 2-Burner Propane model 5430. (5435-700)



Stove Accessories

I. Griddle.

Non-stick coating with grease reservoir. Fits all Coleman gas and propane multiple burner stoves. Size 18 1/4" x 9 5/8" x 1 1/2". (5140A700)

J. Aluminum High Stand.

Folds flat for carrying. Supports stoves, coolers. (591C499)

K. Chef Tray.

Fasten to stove for extra counter space. (413A731)

L. Camp Oven.

Has adjustable steel bake rack and easy-to-read thermometer. Folds flat. (5010A700)

C. Deluxe 3-Burner.

Top of the line, with extra cooking space. Size folded: 28 1/2" x 13 3/4" x 6 1/4". Fuel capacity: 3.5 pts. Burners on 9 1/16" centers. Approx. BTU input: 25,800 total. Approx. burning time: 2 hr./all burners (on high). (426E499)

D. Powerhouse™ Deluxe 2-Burner.

Produces more heat through its main burner than any other camp stove on the market. BTU total: 25,600. Size folded: 22" x 13 3/4" x 6 1/4".

Burners on 11" centers. Approx. burning time: 2 hr./both burners (on high). (413H499)

E. Electronic Ignition

Single-Burner Propane.

Lights without matches. Great for emergencies and quick-fix coffee. Pressure regulated. Compact: 7" x 7" x 3 1/2". Fuel capacity: use with 16.4-oz. disposable bottle. Approx. BTU input: 10,000. Approx. burning time: 2.25 hr. (on high). (5439-751)

F. Single-Burner Propane.

Identical to model 5439-751 except for no electric ignition. (5438-700)



Camping Fuels

Coleman fuels – liquid and propane – perform to the maximum in all kinds of weather.

To help you select which to use in your camping situation, here's comparative information on both.

Propane:

Convenient camping; no pouring, pumping

Propane is a liquefied gas. Because the fuel is sold in pressurized containers, pumping or pressurizing is unnecessary. The amount of pressure, however, must be controlled for satisfactory appliance performance. That is, the amount of fuel fed into the appliance must be held constant or the output will vary considerably, depending mainly upon temperature. That's why every Coleman propane appliance features a built-in pressure regulator to control fuel flow over a wide temperature range.

Coleman offers a selection of propane containers, disposable and refillable, so you can select the right cylinder for your needs.



A. 16.4-oz. Disposable Propane Fuel.

Pressurized container; no pumping needed. Easy lighting in all weather conditions. Weight: 2 lb. (5103A164)

B. 20-lb. Refillable LP Cylinder. Attach a bulk system and run more than one appliance at a time. 18" high, 12" dia., and 19-lb. cylinder weight. (5470-751)

C. 11-lb. Refillable LP Cylinder. More economical than a disposable cylinder. 17" high, 9" dia., and 14-lb. cylinder weight. (5410-751)

D. 6-lb. Refillable LP Cylinder. Permits appliance operation at about one-fifth the cost of a disposable cylinder. 15" high, 8" dia., and 11-lb. cylinder weight. (5472-751)

Liquid Fuel:

Choose for economy and performance

Nothing spoils an outing faster than discovering the lantern has gummed up and the generator won't light.



When someone has used a cheap, nondescript fuel you can expect problems.

Coleman® Fuel is the choice of three out of five campers. It's specially formulated for Coleman outdoor appliances, and provides easy lighting of your lantern, heater, or stove in all climates and weather conditions. And it's clean burning, with no residue build-up in the appliance fuel tank, generators, and wicks. So clogging or gumming is seldom experienced. The fuel inhibits rust and corrosion, too.

E. 1-Gallon Coleman® Fuel (For gasoline camping appliances: stoves, lanterns, heaters.) Container is equipped with child-resistant safety cap. (5103A253)



Coleman® Fuel is readily available almost everywhere, even in one-store towns, and is economical to burn. (See comparison chart.)

Its maximum efficiency means a longer life for all Coleman appliances. It is, without doubt, the best fuel to use in new or older Coleman products. No wonder more than 100 million gallons have been sold!

Fuel Comparison Chart

Fuel	BTU Content	
Coleman Fuel	20,000 per pound 120,000 per gallon	
Propane Fuel	21,500 per pound 22,000 per 16.4-oz. cyl.	
Fuel	Operating Cost per 10,000 BTU	Assuming Fuel Price of:
Coleman Fuel	\$.33	\$3.99 / gal.
Propane (Disposable)	1.36	\$2.99 / 16.4-oz. cyl.
Propane (Bulk Refillable) first 100 lbs.*	.58	\$5.00 / 11-lb. cyl.
Propane (Bulk Refillable) after 100 lbs.*	.21	\$5.00 / 11-lb. cyl.

*An initial investment of \$80 for hose, distribution post, and 11-lb. refillable cylinder is included and amortized over the first 100 lbs. of propane (approx. 30 camping trips)

Bulk Systems

Save money... save time... and operate as many as three Coleman propane appliances from one convenient energy source.

Our new bulk systems feature fast, simple setup. All that's required are hoses and distribution post – or propane tee and a hose – hooked up to a refillable cylinder. (Previous systems required hookup of a number of additional accessories, and cost at least one-third more.)

30" Distribution Post.
Gooseneck design for better stability. Three outlets.
(5114A775)

18" Distribution Post.
(5114A770)

Hoses.

5' (5470-7931)

8' (5475-5801)

10' (5410-7931)

Propane Tee.

Two outlets. (5114-760)

Bulk Adaptor.

One outlet. (5410A7901)


Safety Tips

Coleman Fuel:


- Do not handle or store fuel near open flame or spark sources, or where temperatures exceed 120°F.
- Keep out of reach of children.
- Never attempt to fill or change fuel while the appliance is hot or burning.
- Do not use camping fuels as fire or charcoal starters.
- Always discard empty fuel containers in a safe and proper container. Do not incinerate.
- Always fill and light appliances outdoors.

Propane Fuels:

- In addition to the above tips, do not puncture or burn cylinders.
- It is illegal and hazardous to refill empty disposable propane cylinders.




Double-mount connection.
Shown here with cylinder as fuel source for Focus™ heater and Coleman campstove. A propane tee at the cylinder accommodates both hoses.



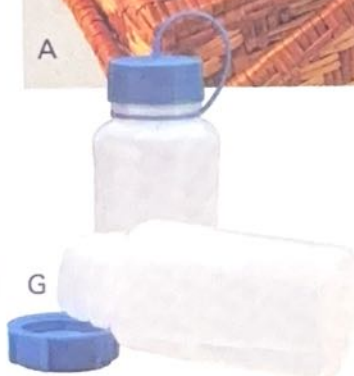
Single-mount connection.
Shown with hose connecting cylinder to campstove. All Coleman appliances are pressure regulated to perform in all weather.

Triple-mount connection.
Shown with cylinder and 30" distribution post. The Coleman double-mantle lantern is fueled through the top of the post, and a radiant heater and campstove through the lower post connections. A variety of bulk system setups are possible using a distribution post and hoses to power up to three appliances simultaneously.

Camp Cookware & Dinnerware



A



G

Serving a simple brunch on the sunporch. Or the class reunion picnic.

Smoking venison or sizzling burgers at the lodge.

There are plenty of occasions to set out the Coleman cookware and dinnerware. Then add your culinary talents. And feast!

Enamelware

Here are fine porcelain enameled dishes and coffee pots, in place settings or individual pieces.

Our design was inspired by the traditional graniteware campfire coffee pot, now greatly improved in appearance and in durability.

Today's speckled blue porcelain enamelware from Coleman pleases the eye, endures rough handling, and washes up easily. It is made of thick-gauge steel and fired twice. All items have stainless steel rims to protect edges and add a "touch of class."



H

A. 4 Place Settings.

A total of 12 pieces: 4 plates, 4 bowls, 4 cups. (Basket not included). (801-700)

1 Place Setting.

With cutlery. (801-701)

Cup. 3 1/2", 8 oz. (801-710)

Plate. 10" dia. (801-720)

Bowl. 6" dia. (801-730)

B. Enamelware Cookset.

5 qt. Dutch oven w/lid, 2-qt. saucepan w/lid, 10" fry pan, 8" fry pan. (802-760)

C. Coffee Boiler.

Holds 14 cups. (802-700)

Coffee Boiler.

Holds 32 cups. (802-732)

D. Percolator.

Holds 9 cups. (802-709)

E. 12" Fry Pan. (802-712)

F. 16" Fry Pan. (802-716)

Sturdy utensils

Coleman hasn't forgotten those small items that make meal preparation in the outdoors a lot easier.

G. Water Bottles.

Unbreakable polyethylene, with sure-grip lid.

1-Pt. Bottle. (809-101)

2-Pt. Bottle. (809-102)



I

Flasks. (Not shown.)

Just the right size/shape to slip into your hunting jacket or overalls. Highly polished stainless steel cap protects stopper that fits tightly into plastic flask. 1/2 Pt. Flask. (809-201) 1-Pt. Flask. (809-202)

H. Sierra Cup.

For measuring, it has a "1/2 Cup" mark. Stainless steel with rolled edge that won't burn lips, plus cool-grip handle.



It's 4 3/4" dia. across the top and 1 3/4" deep. (813-700)

I. Stainless Steel Cutlery.

Knife, fork, and spoon that won't rust. Fork and spoon handles nest in the knife handle. (804-700)

J. Egg Carrier.

Durable plastic container for a dozen eggs. Integrated Snap closure. (807-700)



J



Tablecloth Clamps. (Not shown.)

Keep picnic cloths anchored with stainless steel clamps. Made of spring steel, they adjust to most table thicknesses. 6 per pkg. (811-700)

Aluminum Cookware

Premium quality.

Their satin finish keeps them good looking, and assures non-stick cooking. Custom-designed insulating knobs and handles won't burn your fingers, either.

Aluminum Cookset for Two.

3-qt. double-handled Dutch oven with lid, 1 3/4-qt. single-handled saucepan, 1-qt. teakettle, two 7" plates, a ladle, and nylon carry bag. (810-700)

Aluminum Cookset for Four.

9" fry pan, 5 1/2-qt. double-handled Dutch oven with lid, four 8" plates, 1-qt. teakettle, four mugs, a ladle, and nylon carry bag. (810-710)

Solo Backpack Cookset.

3 nesting bowls with swing-out handles, and 1 lid. Includes 5 1/2" bowl (24 oz.) with lid, 5" bowl (16 oz.), and 4 1/2" bowl (14 oz.). (810-720)

Deluxe Aluminum Mess Kit.

7" fry pan with swing-lock handle and lid/plate, 16-oz. kettle with bail handle and lid, and a cup. (810-505)

Scout Aluminum Mess Kit. (810-500)



Cookin' Machines™

Almost any kind of cooking is incredibly easy with one of these marvelous machines that run on propane.

Moist-smoke or dry-smoke. Steam. Roast or bake. Grill or barbecue – even in windy weather.

Serve flavor-packed foods with Cookin' Machine, possibly the world's most versatile cooker!

Coleman quality all the way:

- Made of aluminized steel to resist rust, and finished with a high-temperature black paint.
- Famous Band-A-Blu® burner has self-cleaning, stainless steel rings that won't rust or burn out.
- Runs on clean, convenient propane gas; 15,000 BTU input provides plenty of power for barbecuing or steaming, but is fully adjustable down to slow-smoke.
- Big cooking capacity. Dual 170-sq.-in. grds each hold 25 pounds of meat, vegetables, etc. High-rise lid for large roasts or turkey.
- Easy to load. Entire Smoke Barrel™, food and all, lifts off easily so you can add water

or wood chunks. No fumbling with food or working through narrow trapdoor. Load indoors, if you like.

- Easy-grasp handle stays cooler to the touch.

A. Electronic Ignition Cookin' Machine™.
Features matchless lighting.
(5477A751)

B. Standard Cookin' Machine™.
(5477A701)

C. Cookin' Machine™ Cover.
Protects unit from weather. Heavy-duty polyfelt/vinyl.
(5470A570)

D. Long-Stemmed Meat Thermometer.
The sure way to tell when meat is done without lifting up the lid. Fits through port in Smoke Barrel. (5470-5651)

E. Rib Rack.
Holds slabs of meat, potatoes, and other food to maximize grill capacity and separate foods for proper smoking. Plated steel (5470-620)

F. Propane Cylinders.
Refillable with LP gas for Cookin' Machines. Gas not included.
20-lb. (5470-751)
11-lb. (5410-751)
6-lb. (5472-751)

G. Stack-A-Grate™.
Adds more capacity. Includes 3 grates, 4 stacking handles. Great for smoking fish or making jerky. (5470-515)

H. Propane Hose and Adaptor.
Standard equipment included in each Cookin' Machine. Five foot hose connects appliance to bulk system. (5470-7931)



Space Heaters

Quick warmups – when they're needed most!

All Coleman propane heaters feature built-in pressure regulators for peak performance down to 0° F. and below.

Radiant Heaters:

3 handy models

Warm up people and objects, instead of heating surrounding areas. These heaters are ideal for waiting in a cold duckblind... working in a chilly barn... or tossing a tailgate party after the football game.

Each heater has a tilting reflector to direct the heat precisely. The reflector adjusts from "low beam" for diffused heat to focused "high beam" setting, projecting concentrated heat up to 10'. A burner guard and wide, stable base provide extra security.

Due to the high operating temperature of radiant heaters, we recommend using them only in open areas, not confined spaces where they could come in contact with flammable materials such as tent walls or sleeping bags.



A. Electronic Ignition Radiant Heater.

Fast, matchless lighting – just snap on! Adjusts from 3,500 to 5,000 BTU. Dimensions: 16¾" x 13¼" x 7⅝". Burning time: 4.5 hr. (on high), 6.5 hr. (on low) using 16.4-oz. bottle. Shipping wt.: 3 lb. (5440-751)

B. Focus™ 5 Radiant Heater.

Similar to Model 5440-751, without electronic ignition. (5440-701)

C. Focus™ 10 Radiant Heater. Delivers 7,500 to 10,000 BTU. Automatic safety shutoff valve permits connection to an external fuel source such as an 11-lb. or 20-lb. refillable cylinder, providing excellent fuel economy. Dimensions and weight the same as other ra-


diant heaters. Burning time: 2.2 hr. (on high), 2.9 hr. (on low) using 16.4-oz. bottle. (5455-701)

Catalytic Heater: flameless warmth

Designed for use in tents, RVs, workshops, garages, and other enclosed areas, but always with adequate ventilation.

D. Black Cat™ Propane Catalytic Heater.

Equipped with adjustable control and safety shutoff. Delivers approx. 3,500 to 5,000 BTU. Dimensions: 16¾" x 13¼" x 7⅝". Burning time: 4.5 hr. (on high), 6.5 hr. (on low) using 16.4-oz. bottle. Shipping wt.: 6 lb. (5488-701)





A

Canoes

River tripping or riding rapids ... cruising streams or placid lakes ... our Coleman® Canoes are all-arounders for boating fun.

And you'll get to the fun faster, with less up-front cost than expected. Any of these canoes are light enough to ride on a cartop — no trailer to buy or hitch up. Just hoist down easily, portage to shore, and shove off for pure pleasure.

Their hulls are molded of RAM-X®, the exclusive, incredibly rugged material that flexes under impact and "remembers" its original shape the way no aluminum boat can. (We broached one purposely

on Wisconsin's Wolf River, popped the hull back in shape, replaced 4 aluminum parts, and it worked as good as new!)

RAM-X minimizes friction ... glides over gravel and rocks. It's silent, too, absorbing and muffling sounds aluminum would amplify ... so you can sneak up on a steelhead. RAM-X crafts are the quietest afloat.

These hulls are wide and flat for stability, tapered for easy paddling. A sloping keel reduces sideslip for good tracking, yet allows maneuverability in rough water.



B





Other features: handles fore and aft for easy carrying; recessed bulkhead for protected storage.


A. RAM-X® Canoes.

13' Coleman Green (5903-700)

15' Coleman Green (5905C700)

17' Coleman Green (5907C700)

	13' Canoe	15' Canoe	16' Gold Medalist® Canoe	17' Canoe
				
Length	156"	180"	194"	204"
Beam	36"	36"	36"	36"
Depth Amidship	14"	14"	14"	14"
Approx. Weight	64 lb.	74 lb.	79 lb.	79 lb.
Max. Wt. Cap.	475 lb.	650 lb.	660 lb.	775 lb.
Max. Person Cap.	440 lb.	570 lb.	575 lb.	695 lb.
Max. Hp.	3 hp.	5 hp.	5 hp.	5 hp.



B. 8"-wide Paddles.

"T" handles contoured to fit your palm. Reinforced ribs for strength. Blades trimmed for lightness and easy handling. 52" length. (5900-752) 58" length. (5900-758) 62" length. (5900-762)

C. RAM-X® 16' Gold Medalist® Canoe.

Patented keel-track construction. Two aluminum thwarts for extra strength. Capable of maneuvering in Class 3 white-water. Black. (5916-701)

D. Motor Mount.

Holds up to 5 hp motor. Clamps on/off all Coleman Canoes. (5900A750)

E. Portage Yoke.

Special thwart and shoulder pads mount/dismount in seconds. (5900B160)

F. Stadium/Boat Seat.

Supports your back for extended use. Slips over seats of any Coleman Canoe, Scanoe®, or Crawdad™. Doubles as a stadium seat. (5900B301)

G. Paddle Rowlocks™.

Sockets mount quickly and permanently to gunnels with hand tools. Use regular Coleman paddles to row Canoe, Scanoe, and Crawdad boats. (5900A775)

H. Drysac™.


Double-layered watertight and airtight knapsack with sliding closure. Its 22" x 36" size is big enough to hold a Coleman sleeping bag plus dry clothes. (5900A770)

I. Passenger Seat.

Comfort-contoured from RAM-X and textured to prevent slipping. Mounts on Coleman Canoe or Scanoe. (5900A560)

J. Versa-Top® Carrier.

Secures any Coleman Canoe, Scanoe, or Crawdad to just about any vehicle. Includes foam gunnel pads, ropes, bumper hooks, and gutter clips.



Fishing Boats

You don't have to treat these like china – they're tough!

Coleman fishing boats are formed from resilient RAM-X®. The same tough stuff that enables our whitewater canoe to smash into rocks and pop right back into shape. It's remarkable – more rugged than ABS.

RAM-X® is quiet, too. You can scrape a gravel bar or bang an oar against the boat, and not scare away the fish.

Each boat is small enough to cartop, and lightweight for portaging. Then sleuth out a likely fishing structure... catch

'em hungry... and load up the cooler. (A Coleman, of course.)

A. RAM-X Pro Bass Boat.

An exciting addition to our growing line of fishing boats. The Pro is RAM-X tough, extra buoyant, and ideal for ponds, shallow lakes, and coves.

You'll ride high in this unique craft that features detachable swivel seats, non-skid floor, self-bailing cockpit, and battery storage space. It accommodates a 3 hp motor at the stern, and is pre-wired for a trolling motor at the bow or stern, with built-in trolling motor mount. Other built-ins: tackle trays and rod wells, carrying handles, and a drain plug.

Fishing buddies in the photo are wearing Coleman's matching Youth Vest and Universal Sportsman Life Vest. Pro comes in two-tone grey. (5922-800)

B. RAM-X Scanoe®.

From the front it's a sleek, rugged Coleman canoe – made of the same tough RAM-X as our other canoes, and responding the same, whether you're rowing, paddling, or poling. From the back, its square

Comfortable swivel seats in the Pro Bass Boat are detachable.

stern – that handles up to a 5 hp. motor – sets it apart. The Scanoe is a blend of sleekness and stability.

You can blast up small rivers and tributaries to get where the fish are – fast. Then turn off the motor and scoot around noiselessly. Its maneuverability far exceeds ordinary fishing boats. The Scanoe holds 3 adults, 2 adults and 2 kids, or one person and an unbelievable amount of gear. Coleman forest green. (5906A700)

Crawdad Swivel Seat.

(Not shown.)

For extra comfort. Mounts with a simple wing-nut system, and is easy to remove for cartopping. Coleman forest green. (5931B618)



C. RAM-X Crawdad™ XT. You asked us to add some "big bass boat" features to the Crawdad runabout, so we did. Those high swivel seats that rotate 180° are standard ... there are storage areas for the gas tank and battery ... plus larger and *fully carpeted* casting platforms.

The boat accommodates up to a 5 hp motor at the stern or a trolling motor at the bow, with easy access to the trolling motor from the front seat.





One-piece RAM-X construction for strength, resiliency, and quietness.

Our fishing foursome (l. to r.) are in Coleman vests: Sportsman Vertical, Lifestyle, General Recreation, and the Sportsman Roll Collar style. Grey. (5931-800)

D. RAM-X Crawdad™. With its wide, flat design and wooden foot planks, you can stand up while you reel in a feisty fellow. In tests, we loaded one with 1500 lb. of cement blocks – no, we don't recommend this – but we still couldn't sink it.

Like the Crawdad XT, its hull is formed of strong RAM-X. One-piece construction helps prevent leaks – no rivets to pop. At 111 lb., the Crawdad can ride on top of most cars. Coleman forest green. (5931C700)

E. Boat Fenders. Protection for larger boats. 3 1/4" x 14 1/2" (5982-441) 4 1/2" x 19" (5982-442) 5 1/2" x 24" (5982-443) 8" x 30" (5982-444)

	RAM-X Pro Bass Boat	RAM-X Crawdad	RAM-X Crawdad XT	RAM-X Scanoe
				
Length	105"	134"	134"	188"
Beam	47"	45"	45"	40"
Depth Amidship	17"	14"	15"	14"
Approx. Weight	150 lb. (with seats)	111 lb.	125 lb.	92 lb.
Max. Wt. Cap.	550 lb.	400 lb.	400 lb.	740 lb.
Max. Person Cap.	450 lb.	320 lb.	320 lb.	660 lb.
Max. Hp.	3 hp.	5 hp.	5 hp.	5 hp.





Inflatable Boats

Boating thrills – they're not just for grownups!

Here are wonderfully tough inflatable boats sized for the little kids at your house... or the spirited grandkids arriving for summer's vacation.

Even these smaller-sized Coleman inflatable boats – for use at pools, beaches, and calm lakes – are designed to take punishment. They'll withstand all the little gang's roughhousing and crazy playfulness. For this year, and the next, and next.

Here's why these Coleman inflatables are superior to so many of the flimsy water toys on the market today:

- **Safety.** It's Number One in customer importance. That's why each Coleman inflatable boat now has the same bright color combinations – high-visibility red-orange, yellow, and black. And each has 3 separate air chambers with safety valves.
- **Durability.** These boats are made of heavy-duty 12, 16, and 18-gauge PVC. They resist the effects of harsh sunlight, pool chemicals, and salt water. And seams are electronically welded to stay tightly sealed.



A

Our 2- and 3-person boats are available as kits, too, with boat, pump and oars included.

The youngsters in the photo above (left to right) are wearing protective life vests: the

Coleman Youth Ski, and Child Type III vests.

A. Inflatable Seat Cushion. Adds comfort and buoyancy. (5999-608)





B

B. Double-Action Pump.
Compact and easy to carry. For convenient inflation on both upward and downward strokes. (5999-600)

C. Junior Boat.
Made of heavy-duty 12-gauge PVC. Inflated size: 3'7" x 2'2"; deflated size: 48" x 32". Load capacity: 75 lb. Product weight: 3 lb. (5999-700)

D. 1-Person.

Made of heavy-duty 12-gauge PVC. Standard oarlocks. Inflated size: 4'4" x 2'7"; deflated size: 60" x 40". Load capacity: 170 lb. Product weight: 5 lb. (5999-701)

E. 2-Person.

Made of heavy-duty 16-gauge PVC. Standard oarlocks. Fast inflate/deflate valve. Inflated size: 6'; deflated size: 78" x 46". Load capacity: 300 lb. Product weight: 10 lb. (5999A702)

2-Person Kit.

Includes boat, Double-Action pump, and a pair of 45" oars. Product weight: 14 lb. (5999-712)

F. 3-Person.

Made of heavy-duty 18-gauge PVC. Built-in oarlocks. Fast 1" inflate/deflate valves. Inflated size: 7' x 6'; deflated size: 95" x 54". Load capacity: 450 lb. Product weight: 15 lb. (5999A703)

3-Person Kit.

Includes boat, Double-Action pump, and a pair of 45" oars. Product weight: 15.5 lb. (5999-713)



G

G. Inflate-All® HV.

High-volume portable air pump. Up to 5 times faster than other 12-volt inflators. (2210-718)

Oars. (Not shown.)

Durable, lightweight shafts; won't rust. Rugged high-impact PVC plastic paddle blades are lightly curved for more power per stroke. Oars are 3 pcs.

45" pair. (5999-620)

52" pair. (5999A604)





Inflatable Boats



A. Rubber Foot Pump.
A little toe-tappin' is all it takes to inflate boats, air mattresses, or anything (5999-614)

Pump some excitement into your leisure hours with one of these rugged inflatables from Coleman.

Paddle across the lake... test your rafting skills downstream on a float trip... "dinghy out" to a sailing craft... then add horsepower and steer into fishing waters.

You'll never lack recreational opportunities with any of our lightweight, buoyant boats made of heavy-gauge PVC and equipped for action.

We've designed them with multiple air chambers for safety, and fast 1" inflate/deflate valves. Their high-visibility colors – red-orange, yellow, and black – are safety features most boaters appreciate. In addition, hunting and fishing

enthusiasts like the option of a 4-person camouflage boat.

For convenience, each boat has a front handle for easy carrying, and swivel oarlocks.

For comfort, we've added inflatable seat cushions.

The 4-person boat is available in kits, too.

All our boaters are shown with Coleman PFDs. In the foreground (left to right), they wear the Lifestyle and General

Recreation vests. The boaters behind are wearing the General Recreation, Boating, and Lifestyle vests.

B. Bellows Pump.

Save your breath by using this handy pump for fast inflation. (5999-602)

C. 4-Person.

In high-visibility colors: red-orange, yellow, and black. Heavy-duty 22-gauge PVC; 4 air chambers. Comes with 2 pairs of swivel oarlocks, 1 pair oar holders, and inflatable seat cushion. Accepts motor up to 3 hp. Inflated size: 8'8"; deflated size: 108" x 60". Load capacity: 750 lb. Product weight: 22 lb. (5999A704)



D. 45" Paddles.

2-piece set. Tough, lightweight, high-impact plastic paddles screw together for use, unscrew for convenient portage and storage. (5999-612)



4-Person Camouflage.
(5999-724)

4-Person Kit.

Includes 4-person inflatable boat, 52" oars, and Bellows pump. Product weight: 28 lb. (5999-716)

With motor mount. Product weight: 35 lb. (5999A714)

5-Person.

Heavy-duty 26-gauge PVC, with 4 air chambers. 2 pairs swivel oarlocks, oar holders, and 2 cushions. Accepts motor up to 3 hp. Inflated size: 9'10"; deflated: 122" x 65". Capacity: 975 lb. Product weight: 33 lb. (5999A705)

6-Person.

Heavy-duty 28-gauge PVC, with 3 air chambers and I-beam floor. 2 pairs swivel oarlocks, oar holders, and 2 cushions. Accepts motor up to 3.5 hp. Inflated size: 10'8"; deflated: 133" x 65". Capacity: 1,150 lb. Product weight: 37 lb. (5999A706)

G

F. Runabout.

Made of heavy-duty 24-gauge PVC, with 4 separate air chambers, and 1" inflate/deflate valves on the 2 main hull chambers. Comes with 2 pairs of swivel oarlocks and a pair of oar holders. Accepts motor up to 3 hp. Inflated size: 9'2" x 4'8". Load capacity: 750 lb. Boaters are wearing Coleman Lifestyle and General Recreation vests. (5999-720)

G. Motor Mount.

Allows the mounting of trolling motor or minimum horsepower engines to inflatable boats. (5999-610)





Air Mattresses

For pools, seas, paddling, or just working on your tan.

For camping, unexpected guests, or slumber parties.

Coleman air mattresses are comfortable...they're well constructed of heavy-duty materials and electronically welded seams...and they won't go limp and leave you floating by yourself.

Look over the variety of styles in single and double widths, in youth and adult lengths. There are handsome striped patterns, country prints, and a bright patriotic de-

sign. All come with self-sealing valves for trouble-free performance, plus a repair kit of matching material swatches and glue. And priced low to encourage families to stock up for relaxin' fun days ahead.

A. Box-Style Air Mattresses.

Made of extra-heavy-duty nylon with electronically welded seams. Tufted box construction with built-in pillow.

Single: 76" x 28½" x 4".

Product weight: 4.4 lb. Color: blue/green. (5998-360)

Double: 78" x 57" x 4".

Product weight: 8.6 lb. Color: navy with red/white/yellow. Quick 1" inflate/deflate valve. (5998-370)

Box-Style Air Mattresses.

In pattern like Youth Mattresses. (See C.) Color: tan with navy/burgundy/brown.

Single: (5998-362)

Double: (5998-372)

B. Ladder-Style Air Mattress.

I-beam construction. Dual air chambers, and 2 self-sealing valves. Size: 78" x 28".

Product weight: 3.5 lb. Color: red/white/blue. (5998-350)



C



E

C. Youth Air Mattresses.

1 pattern in single and double-wide styles. Made of heavy-duty coated nylon, featuring self-sealing valves and 1" exhaust valve.

Single: 60" x 28½" x 4".
Product weight: 2.3 lb. Color: tan with navy/burgundy/brown. (5998-387)

Double: 65" x 45" x 4".
Product weight: 8 lb. Color: tan with navy/burgundy/brown. (5998-388)



D

D. Inflate-Air® H/O.

Ultra high-volume portable air pump for air mattresses and other large inflatables. (2211-718)

E. Camping Mattresses.

Made of heavy-duty poly/ rayon with rugged I-beam construction. Sun/chlorine resistant, PVC coated. Great for camping, swimming, sun-bathing. And comfortable enough to become that extra bed for unexpected guests.

Single: 76" x 28½" x 7".
Product weight: 5 lb. Color: blue. (5998-394)

Double: 78" x 57" x 7".
Product weight: 8.6 lb. Color: blue. (5998-395)
Color: tan top/blue bottom. (5998-386)





Water Sport Inflatables

Remember when an ol' black inner tube – tractor size – was your splashin' around beach raft? And you sprawled on it nonchalantly 'til your friends drifted by, hurling you a faceful of water and a guffaw?

Well, we can't guarantee they still won't tease you into "water war." But we can promise a more colorful and exciting array of tubes for the games.

Sport tubes and inflatables in a variety of styles and innovative shapes. Some for floating and tanning. Some for

lounging as you keep an eye on the kids. And others for riding the waves behind a speedboat, or exhilarating river tubing.

Come on, the sun's out... why aren't you?

A. Party Platform™.

Perfect for sunbathing, parties, floating, and as a children's wading pool. Made of heavy-duty 18-gauge PVC, it features 3 separate air chambers, a fast 1" inflate/deflate valve, and drain plug. Repair kit has a pair of 3" x 5" pieces of material in matching colors, and glue. Inflated size: 6'6" x 6'6"; deflated size: 78" x 78" x 12". Product weight: 25 lb. Color: red-orange/yellow/black. (5998-512)

Party Island™. (Not shown.)

Round and colorful, made of 16-gauge PVC, with 4 separate air chambers. For sunbathing, parties, and lounging. Inflated size: 6' x 11"; deflated size: 72" x 6". Product weight: 11 lb. Multi-color pattern. (5998-514)

Surfriders. (Not pictured.)

Durable, rugged I-beam construction. Resistant to sun fading and harmful effects of chlorine. Includes repair kit and lifeline. Product weight: 3 lb.

Surfrider (nylon). PVC-coated 70 denier nylon. Color: blue. Size: 28.5" x 50". (5998-381)

Surfrider (rayon). Color: tan/blue. Size: 30" x 50". (5998-382)

Inflatable Lounge/Chair. (Not pictured.)

Built-in arm rests and head rests, so you can enjoy this inflatable as a lounge or a chair. It's made of heavy-duty vinyl material, with I-beam constructed cushions. Deflated size: 74" x 33". Product weight: 6.5 lb. Color: clear top/silver and red bottom. (5998-367)



B. Sport Tube.

Made of heavy-duty 30-gauge PVC, with pull handles for easy towing. Size: 56" dia. Product weight: 3 lb. High visibility colors: red-orange/yellow/black. (5998-502)

Deluxe Sport Tube.

(Not shown.) An inner tube of 30-gauge PVC material with cover of 840 denier urethane-coated nylon, 2 safety valves. Size: 56" dia. Product weight: 10 lb. Colors: red-orange/yellow/black. (5998-506)

C. River Tube.

Ready to run with the current or float on calm waters. Made of 14-gauge PVC. Color: yellow/black.

39" River Tube. Product weight: 2.5 lb. (5998-516)

45" River Tube. Product weight: 3.5 lb. (5998-518)

D. S'kee-Vee™.

A wedge-shaped, one-person inflatable sled for pulling behind a boat. Its high-tech design and unique harness system allow for easy maneuverability. Made of heavy-duty 22-gauge PVC material, with 3 air chambers. Includes towing harness. Comes with repair kit. Inflated size: 74" x 40". Product weight: 5.5 lb. Color: red-orange/yellow/black. (5998-510)



B



D



Life Jackets (PFDs)

Jumping the wake...steering the boat...or poppin' open the soft drinks after high-speed thrills.

Whatever your job next time out, you'll look sharp and feel so comfortable you might forget you're wearing a life vest. When it's a Coleman. When it's styled for a comfort fit with soft, buoyant PVC or PE fill in all the right places.

Ski Vests

You want yours snug enough to stay on through any trick – or bellyflop. But you can't stand the kind that cuts into armpits.

So pull on a Coleman ski vest. And buckle up for safety, comfort, and performance.

A. Universal Ski Vest.

One size fits all – from 30" to 52" chests. This 3-buckle vest meets U.S. Coast Guard standards. Product weight: 2 lb.

B. 3-Buckle Ski Vest.

Soft, pliable PVC fill for comfort and buoyancy. Buckles hold securely, then release quickly at your command.

Shown here in 2 of the 4 available color combinations. Each comes in S/M and L/XL sizes. Product weight: 2.2 lb.

C. 4-Buckle Ski Vest.

Designed for maximum security and comfort. Chest strap with 3 body-encircling straps. Soft PVC fill allows vest to conform to the wearer's body. 4 sizes, S to XL. Product weight: 2.2 lb.

Recreational Vests

Here's a Coleman vest for almost any boating need. In many sizes, and with even more adjustments possible to fit snugly on almost anyone.

D. General Recreation Vest.

Excellent all-around vest with pliable PVC fill and a comfortable cut for free arm movement. Side webbing and lacing with quick-adjusting B-blocks. Smooth, rustproof zipper with full-body belt. In 3 sizes, from S to XXXL (so you can fit up to 62" chest). Product weight: 2 lb.

E. Lifestyle Vest.

A short-waisted fashion boating vest in marine colors designed for boaters who want style. Durable, lightweight nylon shells and liners. Adjustable back strap for a quick fit. 2 sizes S/M-L/XL. Weight: 2.2 lb.

F. General Boating Vest.

Attractive, with easy size adjustments and B-lock webbing. Nylon zipper and soft PVC fill. 2 sizes S/M-L/XL. Weight: 2.2 lb.

Universal Boating Vest. (Not shown.)

One size fits all – 30" to 52" chests – so it's a good choice for every boat. B-lock webbing for quick fit. Meets Coast Guard standards for Type III PFDs. 3 color choices: yellow, blue, and grape. Product weight: 2.2 lb.

Children's Styles

Attractive designs kids like, with all the safety features their parents – and Coast Guard standards – demand. Infant sizes 19-30 lb.; child sizes 30-50; and youth 50-90 lb.

G. Infant/Child Collar Type II.

Special flotation collar designed to keep a child's head upright. Soft, PVC fill in front, PE collar and back. Grab loop helps in pulling child out of the water. Crotch strap prevents vest from riding up and slipping off. Both sizes in solid colors or 2 patterns. Product weight: 1.8 lb.

H. Child's Vest Type III.

Comfortable, buoyant PVC fill. Crotch strap with buckle keeps vest from riding up. Durable zipper. In 4 styles, solids and patterns. Product weight: 1.8 lb.



I. Infant/Child Wrap Around Collar Type II.

New, with a redesigned all-PVC collar for security and comfort. Grab loop. Crotch strap. Product weight: 1.8 lb.

J. Youth Vest.

Lightweight, form-fitting PVC fill. Sides adjust to fit fast-growing kids for more than one season. Durable nylon zipper. 3 styles, 5 colors. Product weight: 1.8 lb. (In this family scene, mom wears a General Boating vest, and the little tyke wears Type II Infant Collar vest.)



A. Flotation Cushions
Durable, easy-care nylon fabric cover... buoyant PE fill. 15" square, 2 1/2" thick. They meet U.S. Coast Guard standards for Type IV PFDs. In 5 colors (including camouflage) and a prepack of 2 yellow, 2 blue, and 2 white. Product weight: 2 lb. each.



Life Jackets (PFDs)

Coleman PFDs are water sports favorites. From our sleek, high-performance white-water vests to fishing jackets with cargo pockets. And from bright, buoyant cushions to a rugged cold-weather float coat.

Coleman PFDs are great for just about any outdoor activity around water. We offer many new styles and colors, sized to fit even husky 60" chests.

B. Jon Lugbill Vest.

Lightweight, durable vest for the aggressive canoe/kayak paddler. PE fill. Sizes: S fits 32"-36" chest; M fits 36"-40"; L fits 40"-44"; and XL fits 44"-48". Product weight: 2 lb.

C. Canoe Vest.

Designed to permit free arm movement for all water sports, such as canoeing and sailing. Side size adjustments. Durable lightweight nylon fabric shell and liner. Vertical design for flexibility, with soft, comfortable PVC foam. S/M fits 30"-40" chest; L/XL fits 40"-50". Product weight: 2.5 lb.

D. Gold Medalist® Whitewater Jacket.

A full cut, long-waisted jacket for the serious river runner. A minimum buoyancy of 24 lb. of flotation makes this Type III a functional, yet comfortable, paddling jacket. Sizes: S fits 32"-36" chest; M fits 36"-40"; L fits 40"-44"; and XL fits 44"-48". Product weight: 4 lb.

E. Matching Adult & Youth Vests.

You're a perfect pair for fishing trips in these practical matching life vests. Team Universal Fishing Vest with the Youth Vest in green sportsman colors.



E



F. Sportsman Vertical™ Vest.

New mesh shoulder and back design for maximum air circulation and freedom of arm movement. Vertical all PVC foam for a form fit with ease of movement. Patent pending. Sizes: S/M fits 30"-40" chest; L/XL fits 40"-50".

G. Sportsman™ Vest.

The active outdoorperson will like the special features of this model. The chest strap has easy-on/easy-off buckle that fastens securely. There are 3 convenient cargo pockets and a D-ring. Also, side webbing and lacing with B-lock for fast and easy size adjustment. 3 outdoor styles. S/M fits

30"-40" chest, L/XL fits 40"-50", and XXXL fits 50"-62". Product weight: 2.2 lb.

H. Sportsman™ Roll Collar.

Impact tested at 50 mph, it features a comfortable roll collar with high-visibility zip-in hood. PVC fill with PE collar. The sides adjust quickly and easily with B-lock straps. Flaps snap shut on the 2-way pockets. 3 color combinations, each in 3 sizes. S/M fits 30"-40" chest, L/XL fits 40"-50", XXXL fits 50"-62". Product weight: 2.2 lb.

I. Universal Sportsman™ Vest.

Excellent basic fishing vest with a pair of large cargo pockets with Velcro closures. The

lightweight fabric. One size fits all - 30" to 52" chest. Product weight: 2.2 lb.

J. Unlimited High-Speed Vest.

U.S. Coast Guard approved at 100 mph impact. Shell is of 200 denier nylon Antron® with PVC foam; PE collar. Fold-back side panels under the arms provide extra chest protection. Crotch straps. Full-body strap with buckle. U.S. Patent No. 4,655,718. Sizes: S fits 32"-36" chest, M fits 36"-40", L fits 40"-44", and XL fits 44"-48". XXL fits 48"-52". Product weight: 2.5 lb.

Float Coat. (Not shown.)

Stay warm and comfortable during foul-weather boating and hunting in this durable flotation coat. It's great cold-weather protection against hypothermia, too. The rugged nylon shell and liner resist wind and weather. A pair of huge cargo pockets and 2 D-rings let you carry plenty of small items. Sizes: S fits 32"-36" chest, M fits 36"-40", L fits 40"-44", XL fits 44"-48", XXL fits 48"-52". Product weight: 5 lb. In camouflage and solid yellow.





Sleeping Bags

Whether you camp under a star-filled summer sky or chaparrone the kids' slumber party, Coleman's new fashion-and-fun bags fit the action. They're rugged enough for either setting, and comfortable to boot.

Our collection here includes contemporary patterns and colors in appealing combinations.

Go trendy with fusion, tropical floral, or macaw designs — straight from the same fabric houses that make the popular jams. Or, choose soft shades of mauve and dusty blue in poly/cotton percale with ciré finish.

Top-quality materials

Consistency — it's important. So, all our fabrics have the same color blend, thread count, and blend of threads. As a result, bags are colorfast, preshrunk, 100% machine washable, and will last a long, long time.

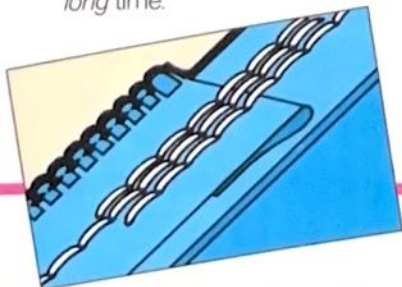
For insulation, we use only non-allergenic fibers that are always prime, virgin materials, never reprocessed. Adult-sized and slumber bag shown here have Fortrel® polyester fill; junior bag Insul® 200 fill. They are selected for high loft and controlled fiber distribution, delivering warmth and comfort.

Remember that a junior bag will keep a small person warmer than a larger bag because there's less space in which body heat can dissipate.

Rugged construction

Rolled top hems and scrolled stitching hold insulation in place, and lock stitching reinforces stress points to prevent unraveling. Each bag shown here is of "quilt-thru" construction, with box foot corner for easy zipping around the foot, and sewn-in elastic loops for easier roll-up storage.

Inch-wide padded weather seals work like caulking on windows, keeping warmth in ... cold out. They also keep zippers and skin from coming in contact.



Double and triple stitching adds strength. Lock stitching prevents unraveling.



■ **Model 8161-530**
Size: 30" x 60". Filling: 2 lb. Insul 200. Cover: Nylon taffeta. Liner: Brushed tricot flannel.

■ **Model 8161-525**
Size: 30" x 60". Filling: 2 lb. Fortrel. Cover: Poly/cotton printcloth. Liner: Brushed tricot flannel. Special: Glow-in-the-dark puppies, stars, moons.

■ **Model 8161-550**
Size: 33" x 75". Filling: 2-1/2 lb. Fortrel. Cover: Poly/cotton sheeting. Liner: Brushed tricot flannel.

■ **Model 8161-551**
Size: 33" x 75". Filling: 2-1/2 lb. Fortrel. Cover: Poly/cotton sheeting. Liner: Brushed tricot flannel.

■ **Model 8161-552**
Size: 33" x 75". Filling: 2-1/2 lb. Fortrel. Cover: Poly/cotton sheeting. Liner: Brushed tricot flannel.



■ **Model 8161-553**
Size: 33" x 75". Filling: 2-1/2 lb. Fortrel. Cover: Poly/cotton sheeting. Liner: Brushed tricot flannel.

■ **Model 8161-554**
Size: 33" x 75". Filling: 2-1/2 lb. Fortrel. Cover: Poly/cotton sheeting. Liner: Brushed tricot flannel.

■ **Model 8161-610**
Size: 33" x 75". Filling: 3 lb. Fortrel. Cover: Poly/cotton percale. Liner: Poly/cotton percale.

■ **Model 8161-635**
Size: 33" x 75". Filling: 3 lb. Fortrel. Cover: Poly/cotton percale. Liner: Poly/cotton percale.

■ **Model 8161-640**
Size: 33" x 75". Filling: 3 lb. Fortrel. Cover: Poly/cotton sheeting. Liner: Poly/cotton print.

Our continuous coil-type polyester zippers are tougher than steel, more pliable, and operate more smoothly with fewer snags. Zippers on these 33" x 75" fashion bags are color coordinated, too.

Bags open fully for airing or to create a comforter. All similar bags can be "mated" to create a double bag.

Coleman Comfort Chart

65°F	55°	45°	35°	25°	15°	5°	-5°	-15°
	Mild							
		Cool						
			Cold					
					Very Cold			

How warm a bag do you need? One just warm enough for "most" temperatures where you camp. For extra cold trips, add a liner or buy a second bag with colder rating.

Mild	Indoor use and summer camping below 6,000 ft., night temperatures above 45°F.
Cool	When activities start in early spring and go into fall; night temperatures above 35°F.
Cold	Activities into winter, high elevations or far north, night temperatures as low as 15°F.
Very Cold	Extreme recreational conditions, from 15° to -10°F.



■ **Model 8161-628**
Size: 33" x 75". Filling: 3 lb. Fortrel. Cover: Poly/cotton percale. Liner: Poly/cotton percale.

Fortrel is a registered trademark of Celanese Corporation, Insul® is a Coleman specification polyester filling material.

Sleeping Bags

This broad selection of bags in traditional and contemporary colors has a wonderful common denominator — Insul® 200 insulation. It's engineered by Coleman from the purest polyester available.

Insul... with surprising resiliency. Compress it, then watch as it springs back to a natural loft. Machine wash it time and again, and see how it keeps its shape. Insul is simply the best fiber for the money.

We're proud, too, of our new tricot flannels. They wear like iron, are colorfast, and non-shrink.

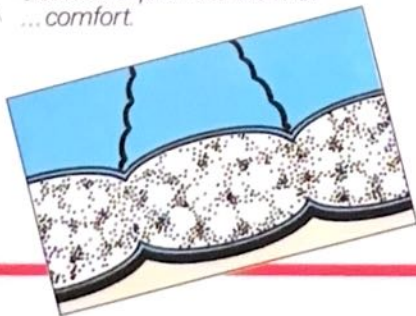
Choose from bags with rugged nylon taffeta or cotton covers. This year, also, two bags feature *breathable cotton flannel* liners for comfort and warmth. And there's a non-insulated summer bag that can be used as a bag liner for extra warmth.

Of course we've kept many of the features that have made Coleman bags your camping favorites for years. Rolled top hems and scrolled quilting, for example, that keep the fiber evenly distributed and held in place so it can't shift in use or in the wash.



Other tailoring features: lock stitches, double and triple stitching, full-length padded weatherseals, and elastic loops for roll-up storage. Plus: A self-repairing polyester zipper that runs full length and across the bottom, so it's easy to open out for airing or to "mate" with a similar bag, creating a generous-size double bag.

High loft and controlled fiber distribution promote warmth... comfort.



■ **Model 8131-636**
Size: 33" x 75" Filling: 3 lb. Insul 200. Cover: 100% Cotton sheeting. Liner: Brushed tricot flannel.



■ **Model 8131-602**
Size: 33" x 75" Filling: 3 lb. Insul 200. Cover: Nylon taffeta. Liner: 100% Cotton flannel.



■ **Model 8131-706**
Size: 33" x 75" Filling: 4 lb. Insul 200. Cover: Nylon taffeta. Liner: 100% Cotton flannel.

Insul is Coleman specification polyester filling material





■ **Model 8000-550**

Size 33" x 77"
Cover: Polyester
pile. Liner: Polyester
pile. Special: Light-
weight summer bag
or use as a bag liner

■ **Model 8131-615**


Size 33" x 75" Fill-
ing: 3 lb. Insul 200
Cover: Nylon taf-
feta. Liner: Brushed
tricot flannel.

■ **Model 8131-630**

Size 33" x 75" Fill-
ing: 3 lb. Insul 200
Cover: Nylon taf-
feta. Liner: Brushed
tricot flannel.

■ **Model 8000-500**

Special: Washable,
removable flannel
liner (no zipper)



■ **Model 8131-608**

Size 33" x 75" Fill-
ing: 3 lb. Insul 200
Cover: 100% Cot-
ton sheeting. Liner:
Brushed tricot flannel.

■ **Model 8131A660**

Size 33" x 75" Fill-
ing: 3 lb. Insul 200
Cover: Nylon taf-
feta. Liner: Brushed
tricot flannel.

■ **Model 8131-632**

Size 33" x 75" Fill-
ing: 3 lb. Insul 200
Cover: 100% Cot-
ton sheeting. Liner:
Brushed tricot flannel.



■ **Model 8131-715**
Size 33" x 75" Fill-
ing: 4 lb. Insul 200
Cover: 100% Cot-
ton sheeting. Liner:
Brushed tricot flannel.

■ **Model 8131-717**
Size 33" x 75" Fill-
ing: 4 lb. Insul 200
Cover: 100% Cot-
ton sheeting. Liner:
Brushed tricot flannel.

■ **Model 8131-704**
Size 33" x 75" Fill-
ing: 4 lb. Insul 200
Cover: 100% Cot-
ton sheeting. Liner:
Brushed tricot flannel.

■ **Model 8131-729**
Size 33" x 75" Fill-
ing: 4 lb. Insul 200
Cover: Nylon taf-
feta. Liner: Brushed
tricot flannel.

■ **Model 8131-705**
Size 33" x 75" Fill-
ing: 4 lb. Insul 200
Cover: 100% Cot-
ton sheeting. Liner:
Brushed tricot flannel.

■ **Model 8131-766**
Size 39" x 79" Fill-
ing: 4 lb. Insul 200
Cover: 100% Cot-
ton sheeting. Liner:
Poly/cotton print cloth.

■ **Model 8131-801**
Size 39" x 79" Fill-
ing: 5 lb. Insul 200
Cover: 100% Cot-
ton sheeting. Liner:
Poly/cotton print cloth.

Sleeping Bags

When the last ghost story is told to the kids, or the last fish tale to your camping buddies, nothing is more satisfying than zipping into your favorite Coleman bag for some solid sleep. And when temperatures are cool – even frigid – a Coleman bag insulated with Dacron® Hollofil® 808 or Hollofil® II is ideal.

With Hollofil 808 insulation, each fiber has a hollow core, creating more dead-air space per pound of fill than with solid core fibers.

Hollofil II is compressible to a small package (stuff sack), recovers its loft quicker than standard poly fibers, and has better insulating qualities. The bags are great for snow camping, as fibers don't absorb moisture. Wrung out a wet bag and it's almost dry. Backpackers and hikers like them, since they compare favorably with the best down bags at much less cost.

There's a cold-weather bag for almost anyone. Lengths range from 75" to 81", widths from 33" to 39". An oversize bag can be a good investment for an unusually tall or heavy person.

Keeping cold air out... heat in


That's the real job of a sleeping bag. Besides choosing the right insulation, here are more ways Coleman helps you enjoy the exhilaration of camping out on the chilliest nights.

- Most fabrics used on these bags have more threads per square inch

- Some bags have double batt, offset quilting (A batt is a layer of insulation.) With a double batt and an offset quilting pattern, separate layers of insulation are quilted to the cover and liner so the seams are offset, preventing cold-air spots from creeping through needle holes. With two batts, there's also both a cold-air barrier (that's the outside layer) and a thermal barrier (the inside layer) to retain body heat, with a dead-air space in between.



Scrolled stitching helps hold insulation in place, even through repeated machine washings.



■ **Model 8141-628**
Size: 33" x 75"
Filling: 3 lb. Hollofil 808
Cover: 100% Cotton sheeting
Liner: Brushed tricot flannel

■ **Model 8141A624**
Size: 33" x 77"
Filling: 3 lb. Hollofil 808
Cover: Nylon taffeta
Liner: Brushed tricot flannel

■ **Model 8141-726**
Size: 33" x 75"
Filling: 4 lb. Hollofil 808
Cover: 100% Cotton sheeting
Liner: Brushed tricot flannel


■ **Model 8141-744**
Size: 33" x 79"
Filling: 4 lb. Hollofil 808
Cover: 100% Cotton sheeting
Liner: Brushed tricot flannel

■ **Model 8141-719**
Size: 33" x 77"
Filling: 4 lb. Hollofil 808
Cover: Nylon taffeta
Liner: Brushed tricot flannel

■ **Model 8141-732**
Size: 39" x 79"
Filling: 4 lb. Hollofil 808
Cover: Poly/cotton poplin
Liner: Poly/cotton print cloth

■ **Model 8141-748**
Size: 39" x 79"
Filling: 4 lb. Hollofil 808
Cover: 100% Cotton sheeting
Liner: Brushed tricot flannel


Dacron® Hollofil® 808 and Hollofil® II are trademarks of Du Pont Corporation



Zipper guards on our mummy and tapered bags are extra assurance against snags.



- Our tapered bag with full cover construction is an example of "efficient warmth." Cold air hits the full, unquilted cover that serves as a barrier, and warm air that escapes the batt through the needle holes is held in by the dead-air space between the batt and the cover. With less space at the bottom of the bag, less energy is expended to warm that area. Your feet stay toasty.
- On all mummy styles, there's a hood that reduces the amount of warm air that can escape from the top of the bag. On ours, the throat area is oval shaped, so the drawstring can seal the hood more tightly around the face.
- Both 8155-720 and -612 have extra foot insulation.



■ **Model 8143A930**
Size 39" x 79" Filling 6 lb. Hollofil 808
Cover Heavy-duty cotton duck. Liner Poly/cotton flannel
Special Full cover construction, full-width rollup head flap w/handle.

■ **Model 8156A700**
Size 33" x 79" Filling 4 lb. Hollofil II
Cover High-count ripstop nylon. Liner Poly/cotton percale
Special Double batt, offset quilting, 2 sliders on zipper, stuff sack.

■ **Model 8156A825**
Size 39" x 81" Filling 5 lb. Hollofil II
Cover High-count ripstop nylon. Liner Poly/Cotton percale
Special Double batt, offset quilting, 2 sliders on zipper, stuff sack.

■ **Model 8154-550**
Size 33" x 83" tapered Filling 2-1/2 lb. Hollofil II
Cover Nylon taffeta. Liner High-count nylon taffeta
Special Full cover construction, zipper guard, stuff sack.

■ **Model 8155-612**
Size 33" x 85" mummy Filling 3 lb. Hollofil II
Cover Nylon taffeta. Liner High-count nylon taffeta
Special Full cover construction, oval foot for added insulation, zipper guard, stuff sack.

■ **Model 8155-720**
Size 33" x 85" Filling 4 lb. Hollofil II
Cover High-count nylon taffeta. Liner High-count nylon taffeta
Special Double batt, offset quilting, oval foot for added insulation, 2 sliders on zipper, stuff sack.

Tents

Geodesic domes, wedge-style, hoops, and variations – new Coleman designs in specialized domes.

They're tents that are lighter, tighter, roomier, and stronger than ever before. With no-hassle, fiberglass pole assemblies, fast set-up, and "stay-up."

Tents shown here are durable nylon – lightweight, mildew-resistant, compactible. Floors resist abrasions... fine mesh nylon screening resists bugs. And Coleman quality and comforts are assured – from reinforced stress points to inside-zip windows and pockets.


A. Geodome™.

For serious campers: a new 4-season tent that deflects the wind, reflects the sun's rays, and repels rain. Here's how:

Four fiberglass poles, with five crosspoints for stability, fit into durable pin and ferrule pole attachments. Reflective nylon with 1000mm polyurethane coating keeps tent cooler in summer, warmer in winter.

Rain fly zips open over rear window so you can ventilate the tent without removing the fly. Its front arched awning allows ventilation and provides protection when entering the tent on rainy days.

Grey floor and roof, yellow pole sleeves, silver fly w/yellow accent stripe.



Shock-corded fiberglass poles pack compactly, and set up easily.

Geodome I.

Sleeps 2-3. Center ht.: 47".
Shp. wt.: 9 lb. (8423-880)

Geodome II.


Sleeps 3-4. Center ht.: 56".
Shp. wt.: 14 lb. (8423-885)

B. Gemini™.

New wedge-style dome tent is lightweight, compactible, hardy, efficient, long lasting – and economical! Altogether a great gift for a young camper.

Among welcome features: a seamless tub floor, screen roof, arch door, and inside-zip rear window.

Burgundy floor/walls, grey fly. Sleeps 1-2. 75 cu. ft. Center ht.: 38". Shp. wt.: 7 lb. (8423-600)



Double lap-felled seams for extra strength, smooth edges, and double reinforcement are used wherever possible. All other seams triple stitched with raw edges biased.

C. Kvika™.

No parts to lose...no threading time! Here's a tent so self-contained the poles never come out of the sleeves.

This Kvika™ non-freestanding design has a rectangular floor for space efficiency. Biased sidewall seams add strength and a clean, attractive look. Rain fly fastens to the tent with Velcro front and back.

Navy floor and walls w/grey trim, grey fly w/yellow accent. Sleeps 2-3. 115 cu. ft. Center ht.: 50". Shp. wt.: 7 lb. (8423-745)



D. Triton™.

Adventure ready for backpackers – late spring through early fall. It's compactible, totes light, then sets up easily with 2 shock-corded poles and a pole pocket fastening system. The wedge-dome offers more floor space than comparable hex shapes.

Black floor, grey wall, grey fly w/turquoise and yellow accent. Sleeps 3-4. 110 cu. ft. Center ht.: 52" Shp. wt.: 7 lb. (8423B700)

E. Airoospace™.

An exciting new family tent with 7 pole crosspoints for stability – even in windstorms.

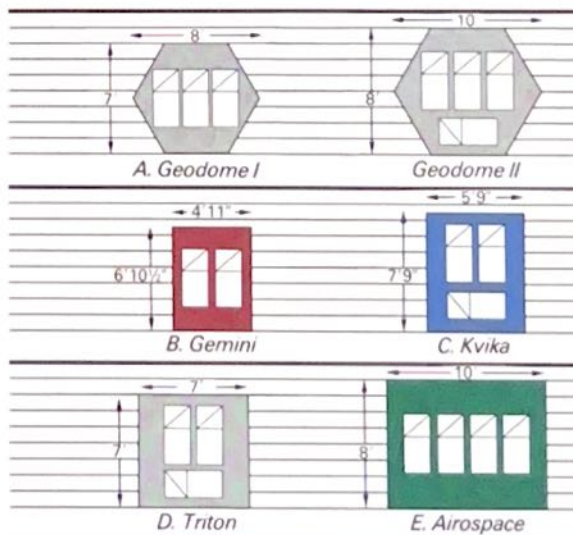
Geodesic roof dome, combined with rectangular floor, creates more usable cubic feet and arm/shoulder room. Yet Airoospace costs little more than an ordinary dome.

Geometric shock-corded pole system and pin and ferule pole attachments make setup easy. Other features: door awning and excellent air circulation between fly and tent.

Forest green floor and walls, screen roof and twine colored fly w/print and yellow accents. Sleeps 4 or more. 290 cu. ft. Center ht.: 6'. Shp. wt. 15 lb. (8423-825)

F. Tent pegs and stakes.

High-impact hardware comes with each tent.



Tents

You're looking for a free-standing, lightweight tent compact enough to go anywhere. Perhaps it's your first tent. Or perhaps you need more sleeping space than your RV or travel trailer provides. You're dollar conscious – won't pay for frills – but neither will you sacrifice quality for price.

Then a Coleman Sun Dome™ tent could be ideal. It offers good, strong, *affordable* protection from the elements. It's fun to own, and a comfortable camping home after a day's hiking, fishing, or sightseeing.

Each hexagonal-shaped Sun Dome has a "breathable" nylon taffeta wall, water-repellent polyurethane-coated nylon floor, mesh screen panels for ventilation, and one or more inside pockets to keep small items accessible.

Each relies on a continuous shock-corded fiberglass pole system for fast tent set-up. Pole pockets are made of 420 denier nylon packcloth and PVC laminated for strength.

Seams are tough and long lasting – either double-lap felled or triple stitched with no raw edges.

The rain fly on all domes is polyurethane-coated nylon to repel water.

Choose from three tent sizes, to sleep up to five people.

A. Sun Dome I.

An 8' × 7' dome with arch-style door, screen vent in the top, and inside-zip window. Six guy-out points for super stability. Full-length rain fly can be unzipped for ventilation without being removed.

Navy floor and walls. Fly color is twine with light blue and yellow accent stripe. Sleeps 2-3. 145 cu. ft. Center ht.: 4'4". Shp. wt.: 8 lb. Comes with drawstring tent bag and pole bag of nylon taffeta, and (12) 7" steel hook stakes with

B. Sun Dome II.

This 8 × 7 dome with inverted T-style door has 5 screen panels, providing a panoramic view and superb ventilation. Fly is cut high in the front, eliminating the hassles of going through 2 sets of zippers to get in or out of the tent.

Brown floor and walls. Tan fly with yellow accent stripe. Sleeps 2-3. 145 cu. ft. Center ht.: 4'4". Shp. wt.: 8 lb. Finished floor size is 7'11" × 6'11". Comes with drawstring tent bag and pole bag of nylon taffeta, and (8) 7" steel hook stakes with guy ropes. (8423B787)

C. Sun Dome III.

The 10' × 8' floor plan makes this tent neither too small nor too large, but just right for the young family. It's roomy, and has 3 large screen panels in the sidewall for superb ventilation. Double lap-felled seams for extra toughness. And the convenience of two internal pockets to keep all those smaller items up off the floor and handy.


Navy floor and walls, tan roof. Tan fly with yellow accent stripe. Sleeps 3 to 4 people. 190 cu. ft. Center ht.: 4'8". Shp. wt.: 12 lb. Comes with drawstring tent bag and pole bag of nylon taffeta, and (8) 7" steel hook stakes with guy ropes. (8423B860)

D. Sun Dome IV.

Sleep 4 or 5 persons comfortably in this roomy 12 × 10 dome that sets up just as quickly as the smaller sizes. Design has two inside zip-up windows and popular inverted T-style door that unzips from the bottom up, so it never flops on the floor.

Burgundy floor and sidewalls. Twine-colored roof and fly with grey and yellow accent stripe. 330 cu. ft. Center ht.: 6'4". Finished floor size is 11'10" × 9'10". Shp. wt.: 15 lb. Comes with drawstring tent bag and pole bag of nylon taffeta, and (12) 7" steel hook stakes with guy ropes. (8423B720)





Dome Tent Accessories

Replacement poles.

For 8' x 7' tent. (8423-250)

For 12' x 10' tent. (8423-251)

Shock-cord repair kit.

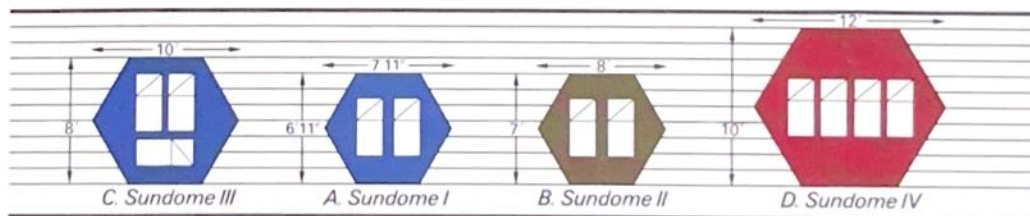
For all dome tents. Includes replacement pole caps. (8423-252)

Seam Sealer.

Extra assurance of weather-tight tent. Pass applicator tip along seams to seal needle holes. 2 fl. oz. (806-750)

E. Tent Bags.

Offered as accessory items, these zippered tent bags are made of rugged 200 denier nylon oxford with double slide zipper and carry handles. Large size fits Coleman Oasis®, Sheik® and Forest



Home™ tents; medium fits all others. Although Sun Domes come with their own light-weight drawstring bags, some campers like to stow Sun Dome bags along with small gear into one of these tougher zippered bags.

Zippered Tent Bag (medium). (8456A584)
Zippered Tent Bag (large). (8456A585)





Tents

Bring on the playful days – fishing, kiting, bird watching, sacking out in the sun.

Bring on the family – and set up vacation headquarters in one of these popular cabin tents. They're snug from rdgeline to floor...feature conveniences campers welcome...and assemble without a hassle.

A. Oasis®

New styling in one of the greatest tent designs ever!

Two big trapezoid-shaped windows plus double-dutch doors front and back create four-way ventilation. Door

awnings and window eaves protect from sun and wind.

Dri-Tex® II walls and cotton drill top are abrasion resistant and breathable; double lap-felled seams are super strong. Double-vinyl-coated floor wraps up 10", resists tears and punctures, and is long wearing.

With color-coded Lock-O-Matic® pole system, you'll get this tent up – and liveable – in a hurry.

Green wall, white top. 572 cu. ft. 7'6" rdg and 5' eave. Shp. wt.: 57 lb. (8438C839)

B. Umbrella Screenhouse.

With shock-corded poles and a central 4-way hook, this free-standing screenhouse is "a fast pitch." In 10 minutes you're enjoying a pan-



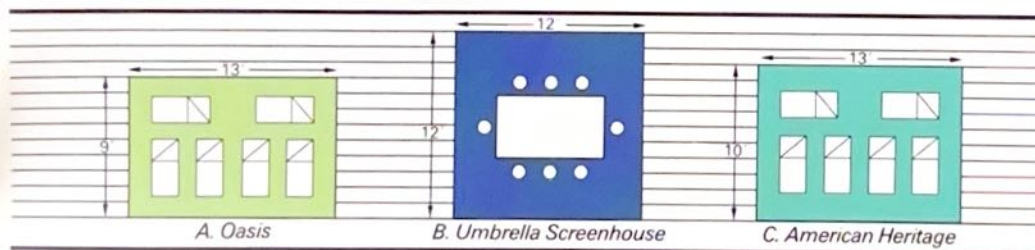
oramic view protected from insects. Set up over a picnic table if you like – it's a generous 12' x 12' with 8' center height and 6' rdg. The splash guard and sod cloth are ground protection from crawling insects.

Walls are navy, roof is white w/yellow stripe. 665 cu. ft. Shp. wt.: 25 lb. (8441-820)

C. American Heritage™

This affordable 13' x 10' cabin tent has floor space to sleep 6 or more, and is constructed to withstand the rigors of family camping.

Sidewalls of 100" spun polyester are nearly vertical, creating maximum usable space.



The roof of breathable 7-oz. cotton drill is unfazed by ultra-violet rays of sun.

With 3 big windows and a half-screen double-dutch door, you can capture any breeze.

Color-coded poles combine with push-button adjustments for quick setup. For transport, the 3-piece poles fit easily in today's compact cars.

Two-tone green walls with yellow accent stripe, white

roof. 528 cu. ft. 7' ridge and 4'6" eave. Shp. wt.: 41 lb. (8491B865)


D. Aerowing Canopy/Shelter. Colorful and versatile. It's a dining canopy, beach shelter, backyard sunshade...you name it!

Diamond-shaped, sloped design gives a surprising amount of wind protection. With its unobstructed central

area, this strong polyethylene canopy sets up nicely over a picnic table with no obstructing center pole. For beach shade, stake down 3 corners. Or, attach a second Aerowing through one central pole for 270° protection.

Green/white, red/white, or green/red. 7'6" ridge. Shp. wt.: 10 lb. (8441-620)

E. Hammock. Made of nylon mesh with large stainless steel hardware. Measures 8' end-to-end. (834-700)



Tents

Hide the alarm clocks! Find a favorite lake spot or cool forest hideaway... set up one of these roomy vacation homes... and feel nature's rhythm.

Our large, cabin-style tents offer comfortable sleep areas and excellent headroom. They're weathertight for wet days, then unzip in all the right places so the fine-mesh screening lets in fresh air, but not insects.

A. Sheik™

New! A central screenhouse that grabs the breezes... plus 2 side bedrooms for privacy.

With 845 cu. ft., it's spacious. Yet this 6-9 sleeper is light enough for the average person to carry to and from the car.

It's a 3-room umbrella and trapezoid combination that sets up easily in 10 to 15 minutes, thanks to shock-corded and strong steel poles. Central area, with full screen front door and large screen window in back, can be pitched on the ground or over a picnic table. The canopy can be extended over the front door.

Bedrooms have tough polyethylene floors, inside-zip windows, and zippered privacy flaps.

Material: 7½-oz. poly/cotton drill. Roof, nylon sidewalls, sod and splash cloths included. Green floor, 2-tone green sidewalls with a yellow accent stripe and white roof. Full size: 21' x 9', central area: 9' x 9', 7'6" ridge and 4'4" sidewall height. Shp. wt.: 68 lb. (8440A890)

B. Nomad™

Enough floor space to sleep 5 or more... good headroom... and fold-up compactness for transport in small cars. Nomad is a smart investment for many years of family camping fun.



You'll enjoy fresh-air ventilation from 3 oversized windows, breathable nylon taffeta top, and a storm flap on the back window you can guy out to create a small awning.

The style: A cabin style, free-standing, umbrella structure. Sidewalls and rain fly: water-repellent polyurethane-coated nylon taffeta. The wraparound floor is made of heavy-duty coated nylon oxford.

This rugged family tent sets up fast with continuous shock-corded aluminum pole system.

Olive drab floor with tan walls, roof, and fly. 10' x 10', 462 cu. ft. 7'6" ridge and 6' eave height. Shp. wt.: 36 lb. (8440-800)



C. Forest Home™

Here's a two-room sturdy cabin-style tent with lots of headroom. The sleeping room has a tough polyethylene floor... the screen room has no floor covering... and there's a zippered wall separating the two.

We've designed this tent/

screenhouse combination to deliver lots of space — 690 cu. ft. — at a very affordable price. And we've kept it lightweight, too. Walls are nylon, the roof poly/cotton. Shock-corded pole system makes set-up easy.



Navy floor and sidewalls. White roof w/yellow accent stripe. 15' x 9'. 7'2" ridge, 5'9" screen room eave, and 5'2" bedroom eave. Sleeps 4-7. Shp. wt.: 44 lb. (8491A870)

D. Vacationer™

A hardy yoke-frame cabin tent with deluxe features, economical price, and sizes to sleep 4, 5, or more.

Yoke-style shock-corded frame, of rust-resistant zinc-coated tubing, provides easy doorway access. A pair of large inside-zippered windows and double-dutch screen door create 3-way ventilation for wonderfully cool camping.

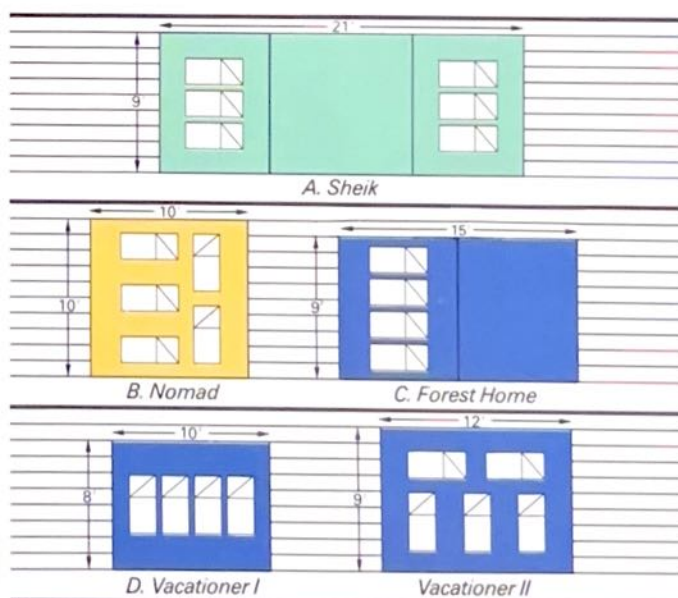
Nylon taffeta walls are coated for waterproofing. Roof is P/C canvas; floor is tough polyethylene. Colors: navy floor and sidewalls with yellow accent stripe, white roof.

Vacationer I.

10' x 8'. 243 cu. ft. Sleeps 4 or more. 6'6" ridge and 4'6" eave height. Shp. wt.: 27 lb. (8429B757)

Vacationer II.

12' x 9'. 380 cu. ft. Sleeps 5 or more. 7' ridge and 4'6" eave height. Shp. wt.: 30 lb. (8429B782)





Inflators

One for the road!

A Coleman® Inflate-All® air compressor.

Use it to keep your car, truck, and tractor tires properly inflated. And get more miles per gallon of gas and more miles per tire.

A high pressure Coleman Inflate-All is ideal for filling sport balls and inflatable toys, bike tires, motorcycle tires, and air shocks.

It plugs into your car's cigarette lighter socket. Included are a 13.5' heavy-duty power

cord, positive-lock valve stem connector, and stem adaptors for sport balls and air mattresses.

Optional accessories: 15' extension cord and battery clips for direct hook-up to any 12-volt battery.



A Coleman Inflate-All gives years of cool-running, dependable performance. A great gift for any motorist.

A. Inflate-All 1.

Tops in the industry! Now with 200 psi, and good volume, too. The dial gauge monitors air pressure during pumping. Rugged double-wall carrying case. Handy on/off switch. Product wt.: 5.2 lb. (2239E701)

B. Inflate-All 2.

Compact, with pressure up to 150 psi. The dial gauge monitors air pressure during pumping. High-impact molded case resists scuffs and chips, and fits under most car seats. Air

hose and power cord store in end compartments. Comes with handy on/off switch and stem adaptors for sport balls and air mattresses. Lightweight - only 2.5 lb. (2219-701)



C. Inflate-All 3.

Compact and economical model with pressure up to 125 psi. High-impact molded

Outdoor Accessories

Here are some of the most useful tools any serious camper can own. From chopping fuel for the night fire to chopping up the camp meat, this fine axe and these steel saws are reliable and versatile.

On the next few pages are an array of other handy tools. So, whether you're headed for northern wilds or off to a favorite fishing lake, you'll have more time to enjoy what you go camping for.

D. Camp Axe.

Highly polished steel shaft with power grip. Specially compounded ground head with long-lasting edge. (833-750)



E. 21" Bow Saw.

Oval tube steel frame is stronger than regular round tubing. Accommodates most standard 21" blades for meeting various cutting needs. Comes with molded plastic blade protector. (836-700)

F. Folding Saw.

This rugged tool takes on the tough jobs – sawing logs up to 10" diameter – and makes easy work of it. Its 21" blade is protected in the stow position, and its patented design allows for adjustable blade tension when in use. (903-700)

G. Nylon Cord.

$\frac{3}{8}$ " thickness. Plenty of uses around camp – as clotheslines, tiedowns, tent stakes, etc. 50' Cord. (823-750) 100' Cord. (823-760)



case resists scuffs and chips, and fits under most car seats. Comes with sport ball needle and air mattress adaptors. Product wt.: 2.8 lb. (2219-718)

15' Extension Cord.

This optional accessory increases the working distance to reach boat trailer tires, motorhome tires, etc. (2239-7501)

Battery Clips.

Another useful accessory. Permits direct hook-up to any 12-volt battery. (2239-7701)





Outdoor Accessories

A. Refillable Appliance Lighter.

Uses common butane fuel. Trigger switch and piezo ignition generate an even adjustable flame – no flints or batteries needed. Gives thousands of lights, and is refillable too. Fits into all Coleman propane and gas lanterns and campstoves. (829-700)

B. Brass Whistle.

A classic, for outdoor events or emergencies. With lanyard. (814-700)

C. Brass Match Holder.

Nickel plated, with a positive seal to keep matches dry, ready for use. One end has a loop for easy fastening to belt, snap, or chain. Size: $2\frac{3}{8}$ " long \times $\frac{3}{4}$ " dia. (828-700)

D. Stretch Cords.


Multiple uses. These are high quality, with vinyl-dipped hooks for scratch-free use. 18" Cords. 2 per pkg. (823-700)
24" Cords. 2 per pkg. (824-700)

E. Map Compass.

Liquid filled for high accuracy. Mounted on a see-through base with easy-reference scale. Measures length and distance. Features rotating ring bezel and luminous needle tip. Comes with an attached cord for wearing around the neck. (822-700)

F. Mirror Compass.

Handy compact pocket-size compass comes in a black plastic case with hinged lid. Features a rotating ring bezel. (821-710)



E



F



G



H

G. Lensatic Compass.

Engineering type compass with sight. Luminous dial. Liquid filled for high accuracy. Rotating ring bezel. Black plastic case with hinged lid and a sturdy brass ring for fastening to a belt loop or neck cord. (821-700)

H. Baiter-Aid™ 12-Volt Bait Well Aerator.

Versatile. For use in coolers, buckets, and live wells. Exterior filter for easy cleaning. Efficient – only 1.4 amps draw per hour. Corrosion resistant in salt water. Size: 8" x 6" x 2½". (5900-660)



J

K

I. Toothbrush Holders.

Extra-large size, and unbreakable. Each sanitary plastic holder is ventilated. (826-700)

J. Camp Mirror.

Use for shaving, combing, signaling. Double-face highly polished stainless steel. Won't rust or break. Nail hole for hanging up on a tree or post. Size 4¼" x 3⅜". (827-700)

K. Soap Holder.

Lightweight, sturdy plastic with hinged lid. Accommodates any regular-size bar soap. (825-700)

The Coleman Company, Inc.



Peak I
219 N. St. Francis
Wichita, KS 67202
(316) 261-3211



Camping Trailer Division
P.O. Box 111
Somerset, PA 15501
(814) 445-9661



Recreational Vehicle Products
P.O. Box 1762
Wichita, KS 67202
(316) 832-6427



Residential
3050 N. St. Francis
Wichita, KS 67219
(316) 832-6537



Canadian Coleman Company, Ltd.
15 N. Queen St.
Toronto, Canada - M8Z2C6
(416) 252-6161



O'Brien International
14615 N.E. 91st St. • P.O. Box 97020
Redmond, WA 98073-9720
(206) 881-5900



Hobie Cat
4925 Oceanside Blvd. • P.O. Box 1008
Oceanside, CA 92054
(619) 758-9100



Skeeter Products, Inc.
2606 Hwy. 259 North • P.O. Box 230
Kilgore, TX 75662
(214) 984-0541




Mastercraft Boat Company
Rt. 9, Box 152, Binfield Rd.
Maryville, TN 37801
(615) 983-2178



Mastercraft Ski Company
4590 Pell Drive, Unit A
Sacramento, CA 95838
(916) 920-3993



Crosman Airguns
Route 5 & 20
East Bloomfield, NY 14443
(716) 657-6161



Western Cutlery
1800 Pike Rd. • P.O. Box 1539
Longmont, CO 80501
(303) 772-5900



Golden Eagle Archery
104 South Mill • P.O. Box 310
Creswell, OR 97426
(503) 895-3371



Coleman Spas
25805 Arizona Ave. • P.O. Box 2920
Chandler, AZ 85244-2920
(602) 895-0598



Red T Coil Company
5004 South St. • P.O. Drawer 2578
Nacagdoches, TX 75961
(409) 560-3553



Ranging, Inc.
Rt. 5 & 20
East Bloomfield, NY 14443
(716) 657-6161



Coleman Powermate, Inc.
125 Airport Rd.
Kearney, NE 68848
(308) 237-2181



Collins Dynamics, Inc.
3596 Moline St., Bldg. 108
Aurora, CO 80010
(303) 364-6496



Dixon Industries
Coffeyville Industrial Park
P.O. Box 1569
Coffeyville, KS 67337-0945
(316) 251-2000



SoniForm, Inc.
1908 Friendship Dr.
El Cajon, CA 92020
(619) 562-3681

Coleman Licensees

Coleman Shoes and Boots
by Wolverine Worldwide

Coleman Socks
by Keepers Industries, Inc.