

THE COLEMAN COMPANY




**THIS IS  
THE CAMPING  
TRAILER  
YOU'VE BEEN  
WAITING  
FOR!**



CAMPING TRAILERS



**G**et to know the quality, the ease of set-up, the built-in comfort, and the care that Coleman puts into their trailers. What started 90 years ago with the original outdoor lantern, has become a tradition of quality. It's what makes Coleman Camping Trailers the number one choice in America. See for yourself, the ***features that make Coleman camping fun and inexpensive!***






## THE COLEMAN COMPANY

---



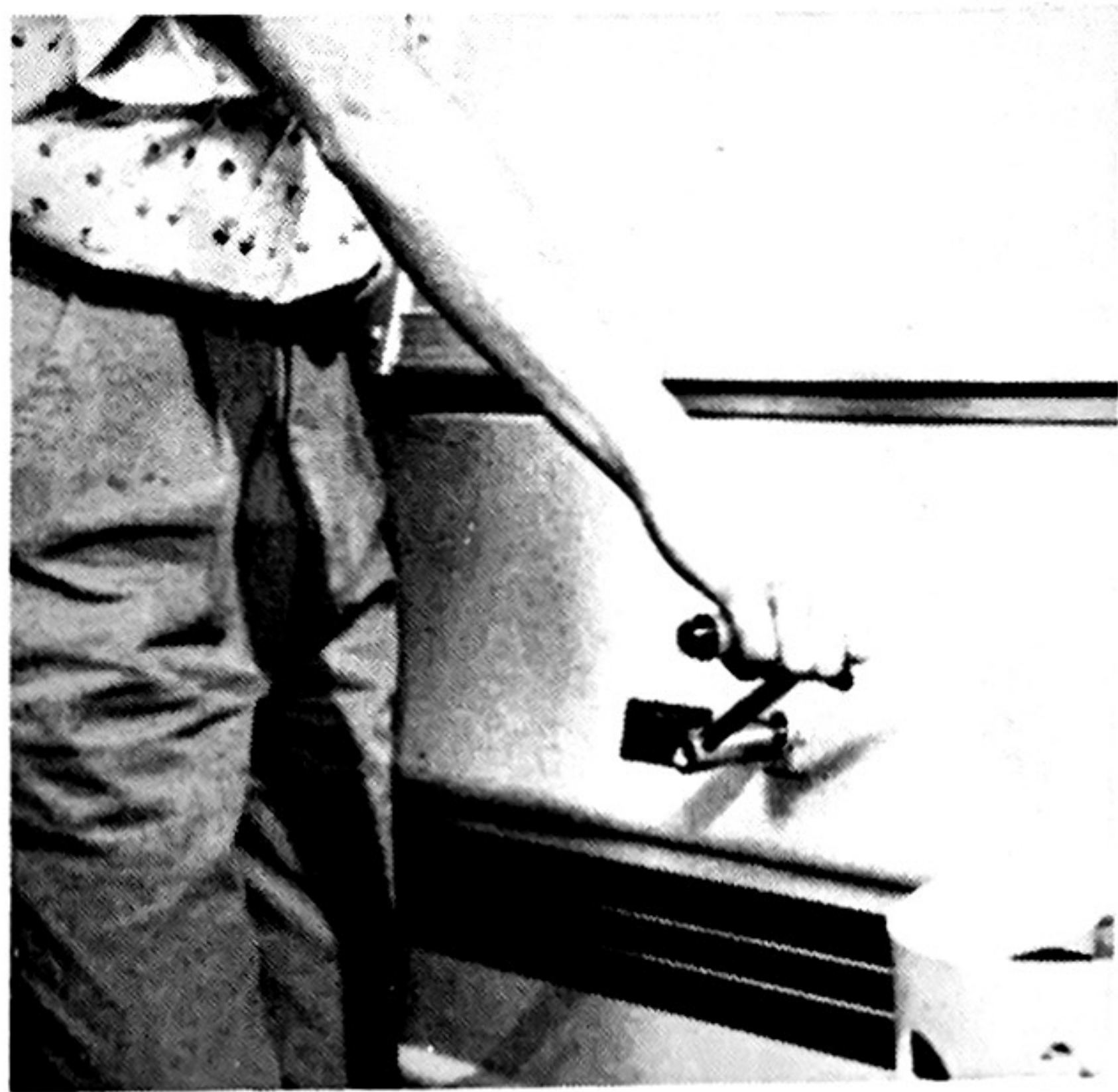
- **Low towing profile and aerodynamic construction—** easy to tow and uses only one extra gallon of gas for every 100 miles traveled—less than a penny a mile!



- **Stepper Door™ —** a super-sturdy self-storing front step, at the perfect height...even for children. It permits easy access to a 68-quart capacity cooler while on the road and has built-in storage for the lifter crank and stabilizer handles. Plus, it features a light where you need it most.



- **Permanently attached, self-storing tongue jack and dolly wheel—** makes setting up camp a snap.



- **Waist-level crank position—** makes raising or lowering the trailer effortless. Even a child can do it.



# LIFETIME LIMITED WARRANTY



- **Unmatched structural integrity—**

backed with a lifetime limited warranty on the lift system, the floor and the steel frame.



- **Heavy-duty lift system—**

75 feet of unbreakable heavy-gauge, rust-proof stainless steel aircraft cable withstands the toughest treatment. Stainless steel needle bearings mean ease of operation.



- **American steel box beam frame—**

surpasses ordinary C-channel frames with strength and solid dependability. It's what Coleman has become famous for throughout the world.



- **Telescoping lifter arms—**


strong, heavy-gauge stainless steel, hand-crafted for smooth, dependable operation, and bolted to the box beam frame.



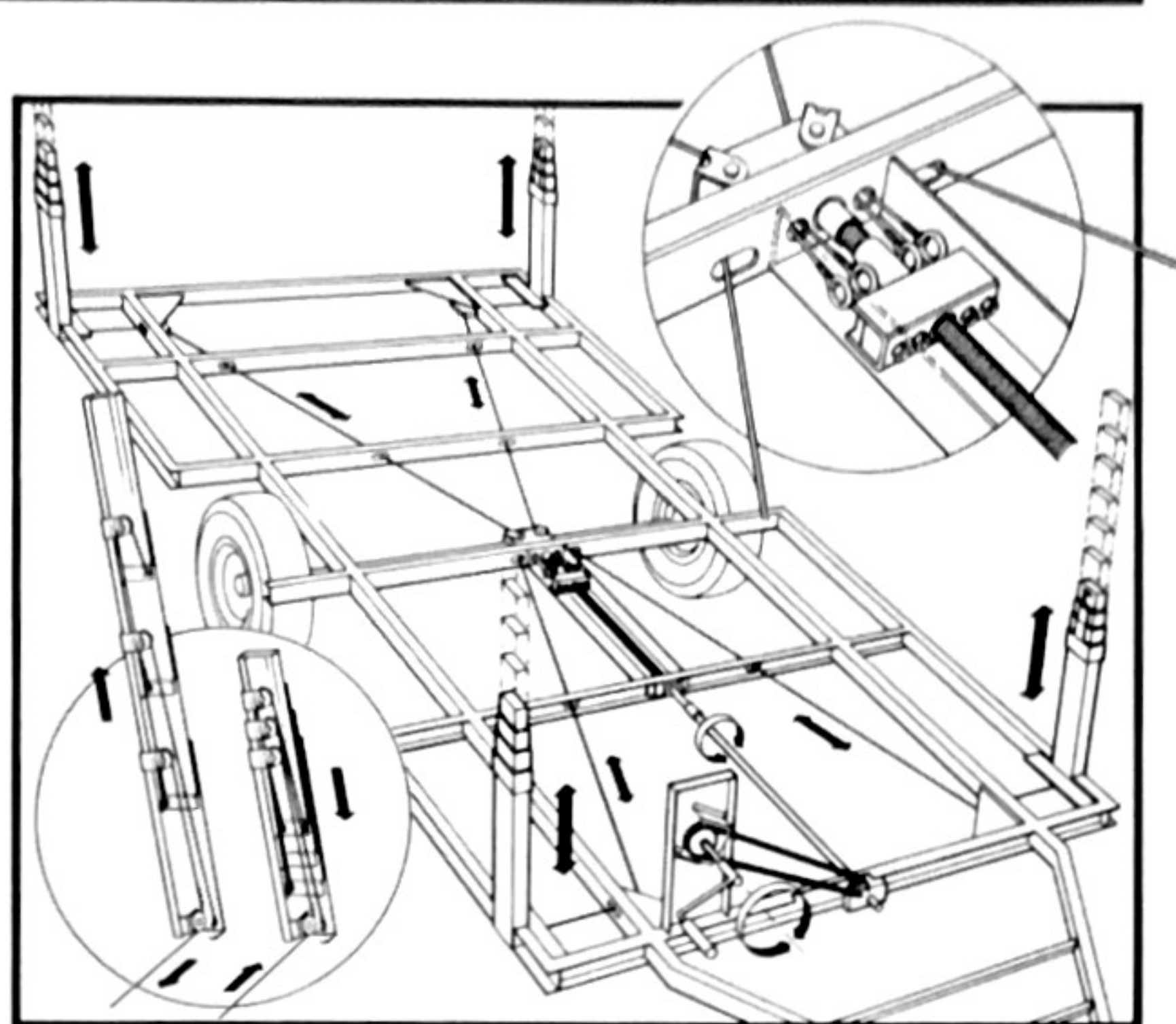
## THE COLEMAN COMPANY



- **ABS end panels—**  
a space-age plastic shrugs off chips and pebbles kicked up by car tires. Even snaps back after minor run-ins with tree trunks and rocks.



- **Stabilizer jacks—**  
for a firm footing.



- **Aircraft-type construction—**  
a design that offers maximum strength combined with minimum weight—another reason for the excellent gas mileage you'll get with a Coleman.



- **Aluminum-framed beds—**  
sturdy construction to prevent warping. Totally unique in the industry.







- **Permanently attached bed supports—**  
can't be lost or left behind.



- **Water-tight protection around bed extensions—**  
for secure comfort in all kinds of weather.



- **Specially treated one-piece wood flooring—**  
called Blandex<sup>®</sup>, it has no seams or splices to split or weaken with use. Comforting, insulating and warranted for a lifetime of quality. Prevents moisture build-up too.



- **Strong aluminum roof—**  
easily supports an air conditioner. Insulated to keep you cool.



## THE COLEMAN COMPANY




- **Clear vinyl windows—**admit plenty of light.



- **Lined drapes—**give a complete blackout effect.



- **Exclusive Swing-Level® galley—**contains a three-burner stove, a sink, and spacious cabinets, all of which remain level so spills or rearranging are a thing of the past.



- **Metal cabinets—**strongly constructed with attractive wooden doors, will not retain odors and are easy to clean.





- **One-piece screen door**—swings into place. Another Coleman exclusive. The handle is at waist level for easy exit and entrance.

- **Positive lock canvas**—seals against rain and insects. Holds tight, even with kids slamming the door.



- **Portable dinette**—great for outdoor meals.

- **Wood-backed seatbacks**—for additional support. Plus there's storage underneath the cushioned seats!

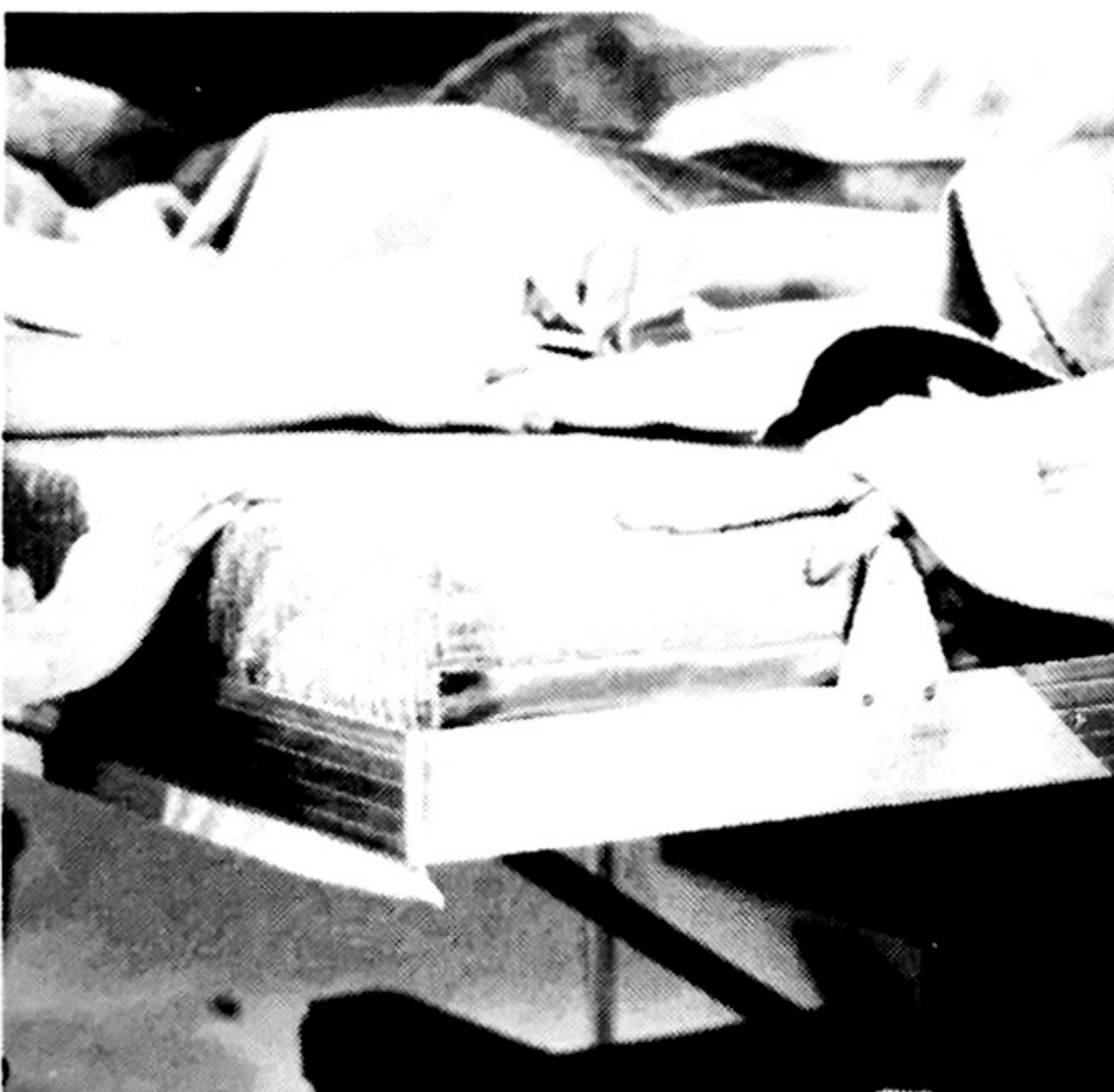


## THE COLEMAN COMPANY

---



- **Marquesa® Lana seat and mattress coverings—** a tough performing fabric. Comfortable and engineered for exceptional soil and stain resistance, color-fastness, easy care and long wear. Resists static build-up, is non-allergenic and resists the growth of mildew and bacteria.



- **High-density foam mattresses—** comfort in bed sizes you can luxuriate in.



- **Extra head room—** bed bow supports give you a full 36 inches of headroom. No more cramped "upperberth" feeling when sleeping in a Coleman. Ideal bed height for extra seating space during the day.




- **Vinyl moisture barrier—** keeps bedding dry, even in a rainstorm.







- **Conestoga-designed end canopies—** angled to permit air flow and cross ventilation while channeling off the strongest down-pours.



- **Choice of two coverings—** rugged 10.1 ounce water-repellant, fire-retardant and mildew-resistant Army duck or state-of-the-art Evolution® 3. Also water-repellant, yet breathes, won't rot or mildew, even if stored wet. Not affected by tree sap, bird droppings, salt, dirt and other outdoor elements. Odorless and easy to clean.



- **Coleman cooler chest—** 68-quart portable cooler with a watertight plastic ice tub which holds frozen water to keep food fresh.



- **Fine mesh screen—** allows refreshing ventilation yet locks out insect pests.



**THE COLEMAN COMPANY**

---



**Quality materials,  
dedicated, skilled  
workmanship, unbeat-  
able construction—  
that's what goes into  
every Coleman Camp-  
ing Trailer.**

*Evolution® 3 is a trademark of the  
Kimberly-Clark Corporation.*

*Marquesa® Lana is a trademark of  
Amoco Fabrics and Fiber Co.*