

More camping fun per gallon.



Fold-Down Camping Trailers



A potty cabinet, standard on some models, provides ideal storage for your portable camping toilet.

Roomy storage include a chest of drawers on larger sized models.


An exclusive removable dinette table is free-standing for use inside or out.

Extra thick 4" mattresses are standard on most models for added sleeping comfort.


Wing bed supports are attached and self-storing - a Coleman deluxe feature.




New interiors, new colors from Coleman.



An Autumn Gold interior is new in the Valley Forge, Brandywine and Brandywine LTD.



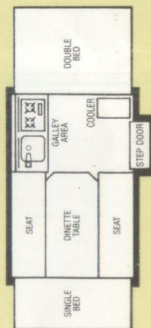
A Russet interior with orange striping comes with the Rebel, Gettysburg, Saratoga and Saratoga LTD. Butcher block cabinet tops are also featured.



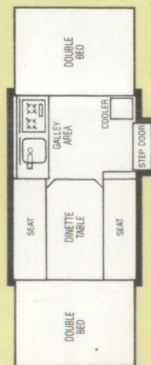
A Poppy Red theme dominates the interiors of the Ligonier, Ticonderoga and Ticonderoga LTD. Tough Olefin cushion and mattress covers resist soiling.

Coleman's Stepper[®] makes entrance easy and locks for security with the trailer up or down.

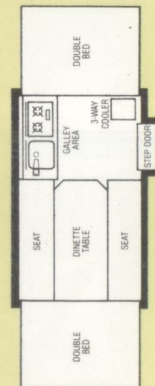
Choose from these



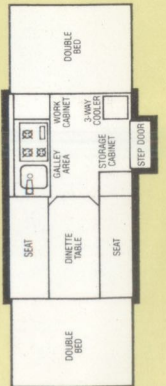
REBEL
Fully-equipped, but compact and lightweight (under 1,000 lbs.) for smaller towing cars. Sleeps five.



LIGONIER
Our deluxe small-size. Sleeps six on big 51" beds, yet, at under 1,000 lbs., tows easily behind subcompacts.



GETTYSBURG[®]
A seven-sleeper that includes a 56" removable dinette table. Mid-sized luxury model.



VALLEY FORGE[®]
Our most popular deluxe mid-size, with storage to spare and sleeping space for six.

2595

2795

(150)

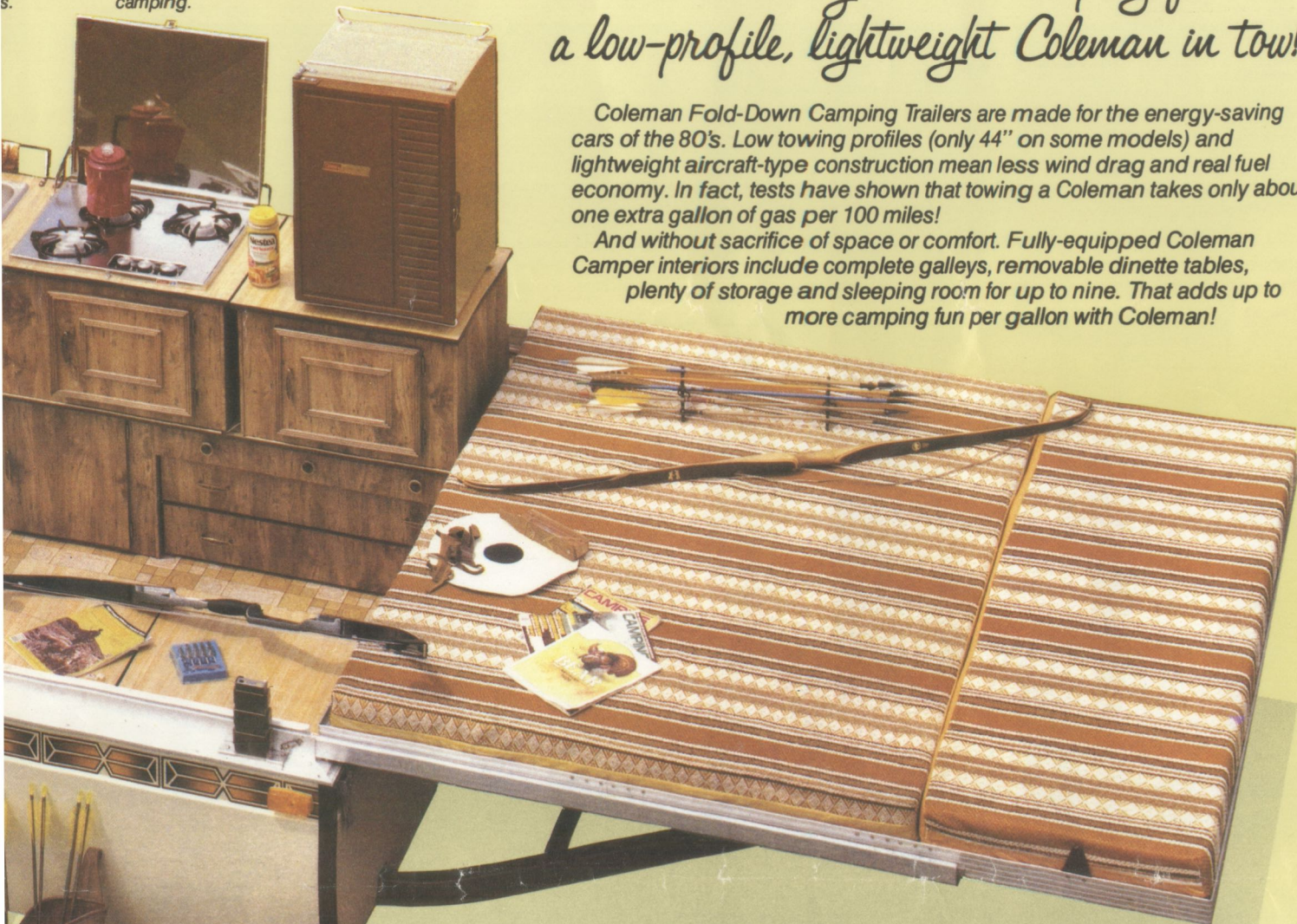
ge areas
est of
many full-
s.

Standard on many models is a 3-way ice box that loads at home, is accessible on the road and stands upright at counter height when camping.

Save on the way to more camping fun with a low-profile, lightweight Coleman in tow!

Coleman Fold-Down Camping Trailers are made for the energy-saving cars of the 80's. Low towing profiles (only 44" on some models) and lightweight aircraft-type construction mean less wind drag and real fuel economy. In fact, tests have shown that towing a Coleman takes only about one extra gallon of gas per 100 miles!

And without sacrifice of space or comfort. Fully-equipped Coleman Camper interiors include complete galleys, removable dinette tables, plenty of storage and sleeping room for up to nine. That adds up to more camping fun per gallon with Coleman!



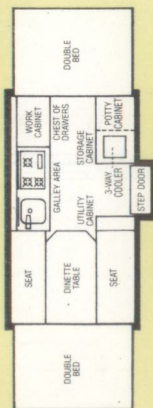
Two Posi- crank lift system positions let you put up the top with ease.

Flip-up dolly jack is attached to prevent loss, yet easily swings up to avoid low-spot scrapes.

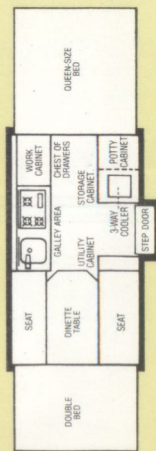
Standard on LTD models is a huge 75" x 72" queen-sized bed – and an electric water pump for running tap water at the twist of a wrist.

Shown on the cover: a patented Conestoga wing bed design with recessed end windows for ventilation even in rain and – a Coleman exclusive – 36" of headroom to let you sit up in bed without hitting your head; big windows with clear vinyl flaps on both sides for a better view and more fresh air; and two more Coleman exclusives: a one-piece screen door to keep out bugs and vinyl-backed drapes to eliminate night shadowing.

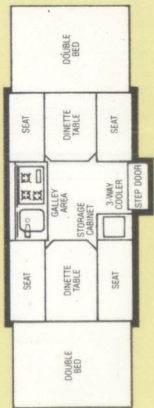
10 great models.



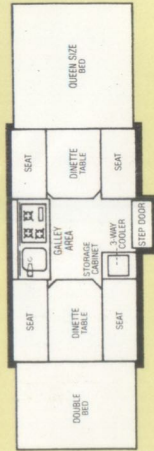
BRANDYWINE®
Full-sized deluxe model featuring potty cabinet and extra-large galley. Sleeps seven.



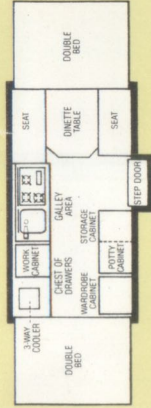
BRANDYWINE® LTD
All the deluxe features of the Brandywine plus a queen-sized bed and electric water pump.



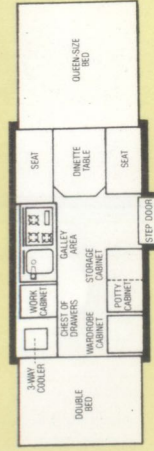
SARATOGA
A deluxe family-sized eight-sleeper with double dinette and lots of storage area.



SARATOGA LTD
A queen-sized bed and electric water pump adds even more luxury to this nine-sleeper.



TICONDEROGA
This full-sized six-sleeper has a wardrobe cabinet and chest of drawers for extra storage.



TICONDEROGA LTD
A queen-sized bed and electric water pump means luxury-plus camping.

Coleman offers more camping accessories for more camping fun!

Self-storing vinyl canopy – an awning to extend your cool camping comfort. Stores on top of trailer.
Forced-air furnace – a Coleman exclusive, this 12,000-BTU heater operates on LP gas to take the chill off and extend your camping season.
Bicycle rack – holds two bicycles, mounts on rear of trailer.
Overhead storage cabinet – all purpose storage area with attractive wood front.
Hang-up vanity – a wall organizer that includes a mirror, paper towel

rack, cup dispenser, toothbrush holder and towel hooks.
Heavy-duty storage bumper – extra rear protection for your trailer and a great place for fishing rods.
Boat and luggage rack – a trailer-top convenience for luggage, canoes or fishing boats.
Privacy curtains – washable curtains that slip into a built-in track to completely enclose wing beds.
Outside propane campstove – a two-burner stove with an optional mount for outdoor cooking.

Dressing room drapes – washable, full-length drapes that turn one room into two for dressing.
Slumber Pak – two pillows and an attractive Coleman double sleeping bag designed to fit your mattress.
115-volt A/C installation kit – everything you need to install window air conditioning (air conditioner not included).
Gas bottle cover – a handy way to protect your propane gas supply and container from the elements.
Refrigerator – more than three cu.

ft. of cold storage, operates on 110, 12-volt or gas. Available on Brandywine, Ticonderoga and their LTD models.
Cabana – an outside dressing room, shower room or bathroom. Sets up fast.
Spare tire – for peace of mind wherever you go. Easy access.
Spare tire cover – dress up your trailer and protect your spare from the elements.
Screened room – extends your living area with the protection of cool mesh screening.

Comparative Specifications

Prices, specifications and design are subject to change without notice.

All material meets or exceeds applicable flame-retardant standards.

MODELS	Rebel	Gettysburg	Ligonier	Valley Forge	Brandywine	Brandywine LTD	Saratoga	Saratoga LTD	Ticonderoga	Ticonderoga LTD
Extruded Aluminum, Styrofoam Sandwich Panel Hard Top	S	S	S	S	S	S	S	S	S	S
Step Door	S	S	S	S	S-W/Light	S-W/Light	S-W/Light	S-W/Light	S-W/Light	S-W/Light
Extruded Aluminum One-Piece Door w/Sliding Privacy Panel	S	S	S	S	S	S	S	S	S	S
Electric Brakes	0	0	0	0	0	0	0	0	0	0
Tire Size	4.80x8	20.5x8.0x10	5.70x8	20.5x8.0x10	20.5x8.0x10	20.5x8.0x10	20.5x8.0x10	20.5x8.0x10	20.5x8.0x10	20.5x8.0x10
Hub Caps	S	S	S	S	S	S	S	S	S	S
Swing-up Tongue Jack	S	S	S	S	S	S	S	S	S	S
Safety Chains and 1 7/8" Ball Coupler	S	S	S	S	S	S	S	S	S	S
Sliding Leaf Spring Suspension	S	S	S	S	S	S	S	S	S	S
Interlock Steel Frame	S	S	S	S	S	S	S	S	S	S
Trailer Size Closed... Width x Length (Overall)	6'8"x10'11"	6'8"x12'6"	6'8"x10'11"	6'8"x12'6"	6'8"x14'6"	6'8"x14'6"	6'8"x14'6"	6'8"x14'6"	6'8"x14'6"	6'8"x14'6"
Trailer Size Open... Width x Length	6'8"x15'10"	6'8"x19'4"	6'8"x17'6"	6'8"x19'4"	6'8"x21'4"	6'8"x23'4"	6'8"x21'4"	6'8"x23'4"	6'8"x21'4"	6'8"x23'4"
Body Color/Stripe	Mt. Vernon Cream/ Russet	Mt. Vernon Cream/ Russet	Mt. Vernon Cream/ Poppy Red	Mt. Vernon Cream/ Autumn Gold	Mt. Vernon Cream/ Autumn Gold	Mt. Vernon Cream/ Autumn Gold	Mt. Vernon Cream/ Russet	Mt. Vernon Cream/ Russet	Mt. Vernon Cream/ Poppy Red	Mt. Vernon Cream/ Poppy Red
Floor Area... Width x Length	6'2"x6'10"	6'2"x8'6"	6'2"x6'10"	6'2"x8'6"	6'2"x10'6"	6'2"x10'6"	6'2"x10'6"	6'2"x10'6"	6'2"x10'6"	6'2"x10'6"
Interior Height Open	6'5"	6'5"	6'5"	6'5"	6'5"	6'5"	6'5"	6'5"	6'5"	6'5"
Cabinet Storage – Cubic Feet	39	42	39	45	59	59	48	48	62	62
Cushioned Vinyl Floor Covering	S	S	S	S	S	S	S	S	S	S
Dinette Table (Freestanding) Sizes	38"x30"	48"x30"	38"x30"	38"x30"	48"x30"	48"x30"	38"x30"(2)	38"x30"(2)	38"x30"	38"x30"
Sleeping Capacity	5	7	6	6	7	8	8	9	6	7
Wing Beds x 2	S	S	S	S	S	S	S	S	S	S
Mattress Size x 2	30"x72"-51"x72"	51"x72"(2)	51"x72"(2)	51"x72"(2)	51"x72"(2)	51"x72"-75"x72"	51"x72"(2)	51"x72"-75"x72"	51"x72"(2)	51"x72"-75"x72"
Mattress Thickness	3"	4"	3"	4"	4"	4"	4"	4"	4"	4"
Convertible Dinette Bed Size	40"x73"	56"x73"	40"x73"	40"x73"	56"x73"	56"x73"	40"x73"(2)	40"x73"(2)	40"x73"	40"x73"
Potty Storage Cabinet	N/A	N/A	N/A	N/A	S	S	N/A	N/A	S	S
Wardrobe Cabinet	N/A	N/A	N/A	N/A	N/A	N/A	N/A	N/A	N/A	N/A
Wardrobe Rack	0	0	0	0	S	S	N/A	N/A	N/A	N/A
Chest of Drawers	N/A	N/A	N/A	N/A	S	S	N/A	N/A	S	S
Hi-Lo Kitchen Unit	S	S	S	S	S	S	S	S	S	S
Built-in Water Tank w/Infill Spout (10 Gal.)	N/A	S	S	S	S	S-W/Electric Pump	S	S-W/Electric Pump	S	S-W/Electric Pump
Portable Water Tank (5 Gal.)	S	N/A	N/A	N/A	N/A	N/A	N/A	N/A	N/A	N/A
Outside Sink	S	S	S	S	S	S	S	S	S	S
Drainage System	N/A	N/A	N/A	N/A	S	S	N/A	N/A	S	S
Galley Work Cabinet	S	S	S	S	S	S	S	S	S	S
Drapes w/Tie Backs	S	S	S	S	S	S	S	S	S	S
Vinyl-Covered Canvas Over Beds	S	S	S	S	S	S	S	S	S	S
115V Electrical Outlets	2	3	3	3	3	3	3	3	3	3
12V Converter	N/A	S	S	S	S	S	S	S	S	S
Overhead Dome Lights	1	2	2	2	2	2	2	2	2	2
Poly-Lite® Cooler	40 Qt.	N/A	48 Qt.	N/A	N/A	N/A	N/A	N/A	N/A	N/A
Coleman 3-Way Convertible Ice Box	0	S	0	S	S	S	S	S	S	S
2-burner Range w/Cover and Stainless Steel Sink	S-W/Porcelain	N/A	S	N/A	N/A	N/A	N/A	N/A	N/A	N/A
3-burner Range w/Cover and Stainless Steel Sink	N/A	S	N/A	S	S	S	S	S	S	S
Gas Bottle and Regulator	S	S	S	S	S	S	S	S	S	S
Crank Positions w/Ratchet	2	2-R	2	2-R	2-R	2-R	2-R	2-R	2-R	2-R
City Water Hookup	S	S	S	S	S	S	S	S	S	S
Spare Tire Mount	S	S	S	S	S	S	S	S	S	S
Clear Vinyl Storm Windows	2	2	2	2	2	2	2	2	2	2
4-Way Ventilation w/Screening	S	S	S	S	S	S	S	S	S	S
Fire-Retardant 10.1 Army Duck Canvas and Zipper	S	S	S	S	S	S	S	S	S	S
Attached Stabilizers	4	4	4	4	4	4	4	4	4	4
12-Volt Auto Extension	S	0	0	0	0	0	0	0	0	0
Road Height	44"	47"	44"	47"	46"	46"	46"	46"	46"	46"
*Hitch Weight (lbs.)	100	100	100	100	140	150	150	160	170	170
*Curb Weight (lbs.)	870	1150	890	1150	1310	1335	1300	1325	1335	1360

S-standard equipment; 0-optional; N/A-not available *Less optional accessories and coupled to tow vehicle; +Porcelain.

Litho in U.S.A.

Copyright © 1979 by The Coleman Company, Inc.

More camping fun per gallon.



**Fold Down
Camping
Trailers**

The Coleman Company, Inc.
Camping Trailer Division
Somerset, PA 15501

The Camper's Camper

Kame's Sport Center

8516 Cleveland Ave., N.W.
North Canton, Ohio 44720

499-4558

Form No. H0-1-80